



City of Marco Island

Meeting Date: October 3, 2022
To: City Council
From: Chief Tracy L. Frazzano
Through: Michael A. McNees, City Manager
Re: August 2022 Monthly City Council Report

We continuously think of new ways to build meaningful, non-enforcement related experiences with our community. When the community has positive contact with law enforcement, perception of and shared interest in the community increases.

If you have school aged children, you've probably heard about our most recent community outreach program: Marco Island Police Department Trading Cards. School aged children have the opportunity to collect and trade different law enforcement officers, community service officers and administration staff. Those with full sets get a chance to win highly motivating prizes, kindly donated by the Marco Island Police Foundation. Children ask officers or a MIPD staff member for the card featuring that department member. Each card introduces the member, their role at the police department, and their inspiring quote. Children, their parents and MIPD staff members all have the opportunity to meet each other on a fun basis, all working together with a goal.



Kids never miss an opportunity to collect the MIPD Trading Cards.

The competition started August 17 and news about the Trading Cards quickly spread through social media and coverage from the Marco Eagle, Coastal Breeze, the Chamber of Commerce and the Tommie Barfield PTA newsletter. By the end of August, 22 students had completed sets. Although this year's Trading Card experience comes to a close on September 17th, we're already planning a similar activity next year.

In August, we continued efforts towards the accreditation process with the Commission for Florida Law Enforcement Accreditation. The Marco Island Police Department is seeking certification by this independent reviewing authority. Law Enforcement agencies are reviewed on 235 prescribed standards and best practices for accreditation. Marco Island Police Department had 3 certified assessors representing the Commission come to our agency across August 23 – 25 to perform a Mock Assessment. This dress rehearsal helps prepare us for the formal Assessment that will occur later this year. Officers displayed vehicles, equipment and answered reviewers' questions regarding our policies. The assessors provided positive feedback. We look forward to completing our accreditation process with the formal, in-person assessment scheduled for December and later, the commissioners' panel hearing in February 2023.

August Police Activity

Crime report:

88 incident reports were written in August. The number of criminal offenses increased 64% versus the same time period last year; this is primarily due to an increase in the amount of criminal traffic activity. In August, the Marco Island Police Department arrested 15 individuals for offenses including domestic violence, criminal traffic (individuals operating a vehicle without a license with knowledge), resisting an officer with violence and pulling a fire alarm.

2022 vs. 2021 Crimes by Category, Non-Criminal Offenses				
Aug-2022		Aug-2021		'22 v. '21
Crimes against Persons	# of Incidents	Crimes against Persons	# of Incidents	Diff.
Sex offenses	1	Sex offense	0	
Domestic Battery	4	Domestic Battery	6	
Assault	1	Assault	4	
Intimation/Stalking	2	Intimation/Stalking	0	
Total	8	Total	10	-20%
Property Crimes		Property Crimes		
Burglary	1	Burglary	1	
Burglary Auto (incl. Attempted)	0	Burglary Auto (incl. Attempted)	11	
Motor Vehicle Theft	0	Motor Vehicle Theft	3	
Theft (incl. Attempted)	3	Theft (incl. Attempted)	7	
Criminal Mischief/ Vandalism	2	Criminal Mischief/ Vandalism	5	
Total	6	Total	27	-78%
Misc. Crimes		Misc. Crimes		
Hit and Run	1	Hit & Run (Vehicles)	2	
Criminal Traffic	11	Criminal Traffic	1	
Total	12	Total	3	300%
Crimes against Society		Crimes against Society		
Total	0	Total	0	0%
Other Incidents		Other Incidents		
Marchman Act	4	Marchman Act	3	
Baker Act	0	Baker Act	6	
Operation Medicine Cabinet	2	Operation Medicine Cabinet	3	
Non-Criminal Incidents	55	Non-Criminal Incidents	34	
Total	61	Total	46	33%

Note:
 2022: Multiple criminal offenses may have occurred within some incidents. This reporting aligns with new crime data collection requirements from the Florida Department of Law Enforcement and the FBI. This announcement for crime reporting was covered in the February 2022 monthly report.
 Non-criminal incidents are reports that do not have a criminal offense or are information reports. Examples include fraud cases (outside of Marco Island jurisdiction), other agency assists, lost and found items and medical assists.



Officer McElroy, School Resource Officer, returns to school

2022 vs 2021 Incident Trends

55 non-criminal incidents were reported in August. The majority of the non-criminal reports were for suspicious incidents (22%). Examples of suspicious incidents include the following but not limited to: civil disputes, suspicious phone calls and persons committing fraud outside Marco Island’s jurisdiction. Lost and found property reports were the second largest number of non-criminal reports taken (20%) in August. Marco Island Police Department Officers assisted the Collier County Sheriff’s Office investigators in arresting an individual with a warrant for aggravated animal battery.

2022 v. 2021 Incident Trends
by Crime Category, Non-Crime



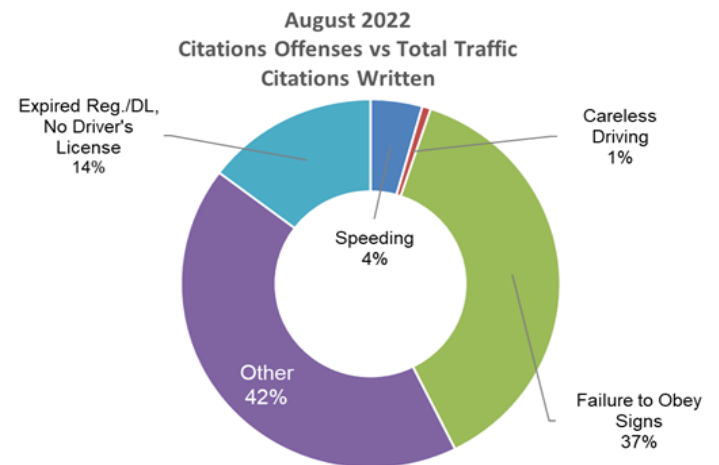
Traffic patrol

309 traffic citations and warnings were issued in August.

Most citations were issued for failure to obey traffic control devices (stop signs, red lights, etc.).

This month, 20 citations were issued for driving with an expired registration or driver’s license/ no driver’s license. 9 infractions were non-criminal due to the motorists being unaware their licenses were suspended. 11 incidents, however, were criminal violations which consisted of drivers either never having a driver’s license or were aware it was suspended.

14 driver’s licenses and 4 license plates were seized by Marco Island Police Officers for driving with a suspended or cancelled license/ registration.



August Detective Bureau Monthly Report

Investigative Summaries:

	Aug-22	Aug-21	22 vs. 21 Diff.
Closed	61	50	22%
Cleared	15	11	36%
Open	5	17	-71%
Suspended	7	8	-13%
Total	88	86	2%

Cases Closed by Detective Bureau:

Credit Card Theft – The Detective Bureau arrested a suspect for grand theft and misuse of personal identification.

Death Investigation – The Medical Examiner’s report confirmed a decedent passed from natural causes.

Child Abuse –A joint investigation that had separate allegations occurring on Marco Island and the County could not be substantiated after the victim was interviewed.

Assault – The State Attorney’s Office declined to file charges on a misdemeanor assault allegation.

Follow-Up Reports from Patrol:

Fraud –A complaint filed for wire fraud was turned over to the FBI for investigation; MIPD will assist accordingly.

Burglary Conveyance – Investigation of a daytime burglary and \$30,000 theft from a Courier Service is ongoing.

Burglary Residential, Attempted –Despite follow-up, including a neighborhood canvas, this case has no investigate leads.

Self-Initiated Reports:

Cybertip – A Cybertip was received from the National Center of Missing and Exploited Children. Investigation is ongoing.

Found Property – Detectives canvassing for leads on a suspect vehicle, found an abandoned Florida tag. A separate case number was generated, and the event documented.

RPO Renewals – The Detective Bureau is working on 2, Risk Protection Order Renewals from 2021.

Operation Medicine Cabinet – 106 lbs. of assorted prescription medications were removed from the public drop-off site and placed into evidence pending destruction.

Suspicious Incident – Detectives are investigating real estate fraud; no financial loss occurred with this case.

Detectives: Investigation Summary for August

Case Management		Arrests/Warrants/Prosecution/ Hearings	
Supplemental Reports	51	Warrant Checks	250
Det. Supervisor Review of Reports	17	Contact with State Attorney's Office	4
Det. Supervisor Evidence Log Processing	18	Arrests from Detective Bureau	1
Self-Initiated Reports	5	Arrest Warrant Requests	1
Initial Reports Written	4		
Exploratory (Collection / Documentation)		Follow up / Assists	
Videos Processed from WatchGuard	26	Case follow-ups	33
Subpoena Requests	8	Bulletins Created/ Distributed	20
Interviews	8	State Attorney/ Clerk of Court	11
Evidence Submissions	6	Department of Children & Families referrals	1
Search Warrants	2	Other Agency Assists	1
Sex Crime Investigations	1	Policing	
Neighborhood Canvass	1	Special Events Coverage	7

August Reserve / Auxiliary Program Activity Hours

Reserve and Auxiliary Police Officers are unpaid volunteers who are certified by the State of Florida to perform in the law enforcement role. These officers must meet the Department's and State of Florida's annual retraining / certification requirements. Reserve and Auxiliary personnel are required to volunteer a minimum of 16 hours per month. They perform a variety of functions for our department and community which are outlined in the chart below. Particularly they assist full-time personnel at community events or special duty functions (requests for an officer to be assigned and compensated by the outside vendor) and during significant weather events such as hurricanes or flooding. Reserve and Auxiliary Officers provide an additional uniformed police presence in neighborhoods, commercial areas, schools, parks, and beaches. Once a month Reserve and Auxiliary Officers have a staff meeting to review policy changes, attend training and address planning and logistical requirements.



Spin and Win with Officers Garner and Campbell. Chances to win a prize and a MIPD trading card.

Activity Type	August	July 2022	Current Year 2022
Administrative	20	20	140
Background Investigations	0	0	26
Beach Patrol	20	0	24
Community Events	24	14	118
Investigations / Follow-up	0	0	16
Marine Patrol	10	0	10
Monthly Meeting	12	10	84
Park Patrol	5	0	8
Special Duty (Paid)	12	0	284
Special Duty (Unpaid)	10	10	36
Solo Patrol	25	70	117
2nd OFC Patrol	0	0	0
Program Coordination	20	15	110
Training	10	30	473
Weather Event	0	0	0
Other	0	0	0
Total	168	169	1,444

Special Duty Hours – Performance of Law Enforcement Duties Compensated by Outside Vendors

Special Details in August totaled 161 hours, 63 hours from July

- United Church Security 12 Hours
- JCMi Security 12 Hours
- Island Country Club Security 64 Hours
- Presbyterian Church Security 20 Hours
- Chase Bank Security 45 Hours
- MIA Security 8 Hours



AL's Pals, Marco Island Center for the Arts, and MIPD collected school supplies for children at The Shelter for Abused Women and Children

August Personnel News

- Officer Michael Campbell joined as a patrol officer on August 1. Officer Campbell previously served as a patrol officer for Brigantine Police Department in New Jersey.
- Community Service Officer Ray Leshinger joined the Code Enforcement Department on August 1. CSO Leshinger previously worked in the NYPD Gang Unit.



Officer Campbell and CSO Leshinger at their swearing in ceremony

- Sergeant Angel Casabona was honored for 5 years of service with Marco Island Police Department
- Officers Eddie Carey and Richard Palys were awarded the “Caught in the Act” award from the City of Marco Island. Both officers provided additional help as a follow-up from a call to service. Officers kindly helped a resident settle back home after a hospital stay. In response to their generosity, the resident stated: “These officers’ actions were beyond what I could ever have hoped for and relieved me of a great deal of anxiety”.



Officers Carey and Palys receiving the “Caught in the Act” award from the City of Marco Island



Sergeant Casabona (center) honored for 5 years of service

August Training and Conferences

- Officers Berndt and Pruchnik attended Speed Measurement training.
- Officer Belardo was certified in Basic Crime Prevention.
- Officer Monsalve attended Criminal Investigation training.
- Officer Guyer received Preventing School Violence training.
- Officer Campbell received training and qualifying certification in the use of TASER and firearms.
- Officers Burns and Campbell received their Equivalency of Training certificate at Southwest Florida Public Service Academy.
- Administrative personnel (Katie Hofmeister, Sharon Kovacs, Monica Lora, Susan Scrugham) were trained on dispatching with a back-up VHF radio system, along with future requirements and upgrades.

August Marine Report

During the month of August, marine officers continued attending to a significant increase of marine incidents due to an observed increase of boat traffic on Marco Island waterways.

Officers conducted vessel safety and sanitation inspections of anchored vessels in Smokehouse and Factory bays. Few vessels were anchored at these locations. All vessels were following Coast Guard regulations.

Marine unit officers responded to two marine emergency (MERT) calls during the month of August:

On August 13th, 2022, Officer Mike Garner responded to Caxambas Pass to assist three people on paddle boards that were stuck in the current and unable to paddle back to shore. All three individuals were recovered and safely transported back to shore.

On August 14th, 2022, Officer Mike Garner responded to Caxambas Pass on a report of a capsized kayak with two people in the water. Both individuals were pulled from the water along with their kayak and transported back to Caxambas Park without incident.

On August 21, 2022, Officer Marvin observed a large group of 15 manatees breeding off the south end of Marco Beach. Officer Marvin proceeded to set up a perimeter redirecting boaters and people away from the courting manatees.

August 2022 Marine Incidents	Aug-22	Aug-21
Total events	895	227
Canal, Bay River and Gulf patrol	373	70
Patrols/ Business Checks*	87	--
Vessel Stops	112	39
Citations/ Warnings	112	42
Sanitation inspections Factory Bay	2	2
Sanitation Inspections Smoke House Bay	2	--
Suspicious Vessels	1	5
MERT (Marine Emergency Response Team)	2	4
Assist Boater/Citizen Contacts	16	3
Resource Checks	17	0
Boater Safety Checks*	35	--
Patrols/ Inspections of Marinas	136	34

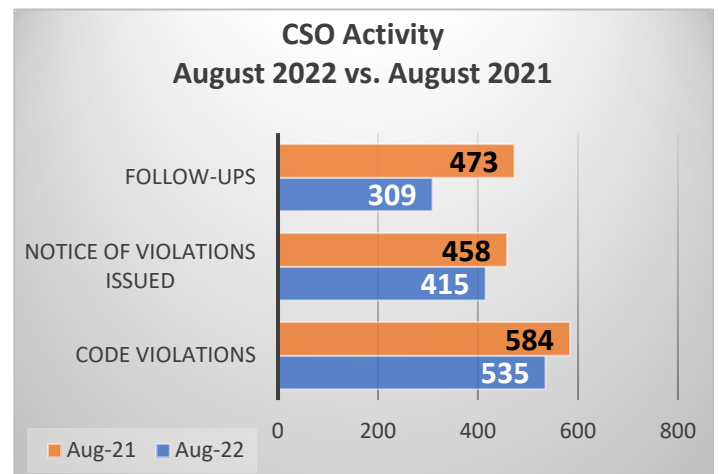
*Newly reported activity in 2022



Officer Garner, Marine Officer on patrol

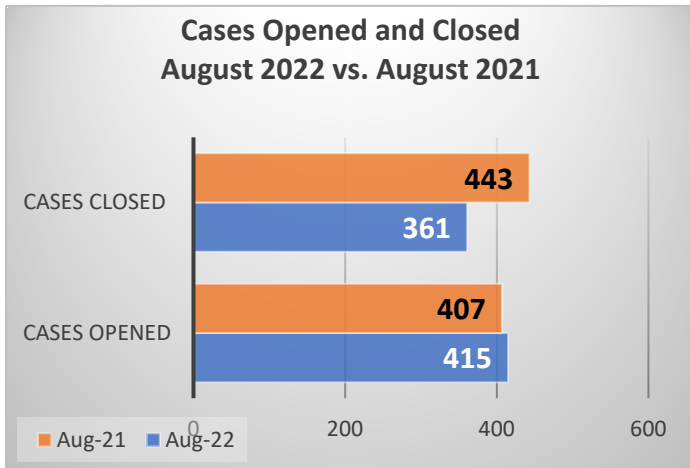
August Code Enforcement:

Community Service Officer (CSO) incidents increased 17% compared to the same time last year. 78% of all Code Enforcement investigations resulted in an issued Notice of Violation.



August 2022 Code Enforcement Cases

415 cases were opened in July, similar to the number opened during the same time last year. The largest number of code violations for the month of August were for trash on swale, overgrown weeds and roadway obstruction; a trend similar to July's issued violations. 7 valid noise violation occurred for the month of August.



Protecting sea turtles: Community Service Officers filling in holes on beach

Type of Violation	Number of Violations
Trash on Swale	184
Weeds/Tall Grass	98
Right of Way Obstruction	23
Parking Citation	26
Boat and Boat Trailer	14
Erosion Control	12
Litter and Debris	11
Glass on Beach	10
Public Nuisance	8
Noise	7
RV Permits	6
Irrigation	5
Work Without a Permit	5
Sea Turtle Lighting	4
Damaged Sidewalk	4
Staging Without a Permit	3
Abandoned or Derelict Vehicle/Trailer	2
Illicit Discharge	2
Prohibited Sign	1
Parking on Unapproved Surface	1
Dogs on Beach	1

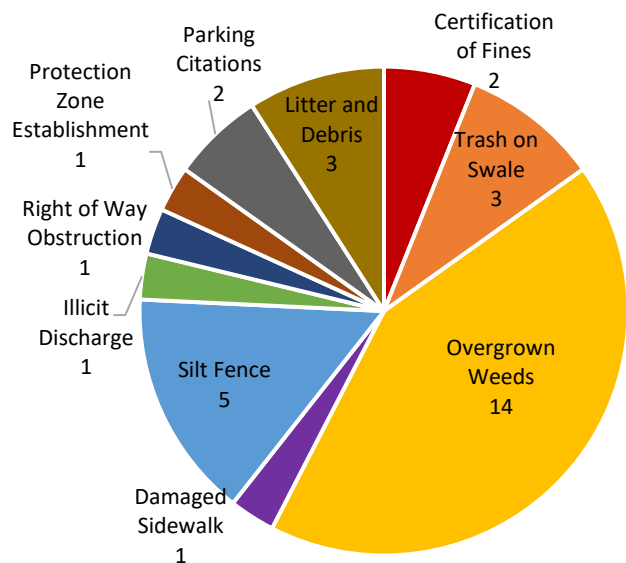
**This figure reflects the total number of violations and not the number of cases. This is to account for cases with multiple violations.

August 30, 2022, Special Magistrate Hearing Cases

27 cases were reviewed during the August 2022 Magistrate Hearing, including 2 cases that were presented for certification of fines. Certification of fines is the necessary process to set a lien on a property for failure to pay fines.

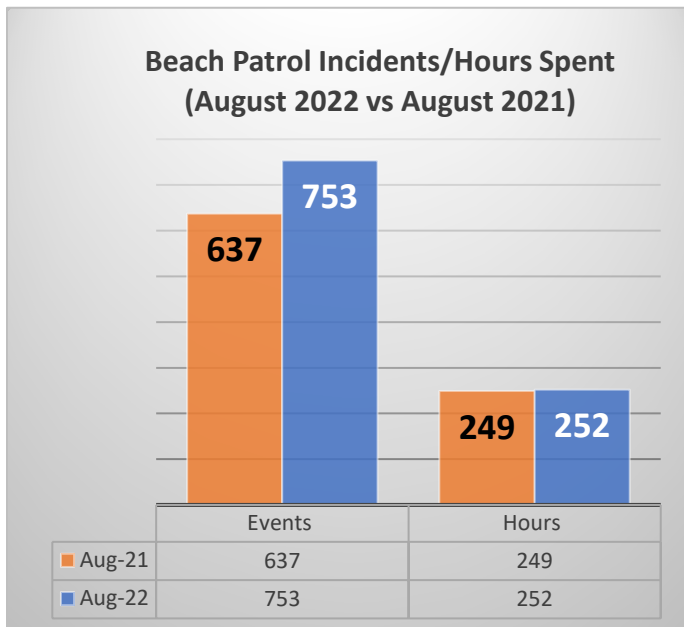
Over half of the cases (14 cases) were for overgrown weeds and 19% were for erosion control violations.

For details about the Magistrate hearing, please use the link below: [Minutes \(22\).pdf](#)



Beach Report

Community Service Officers increased beach patrols with 50% more incidents this month versus last year. Glass on the beach was the top beach code violation this month. Officer patrols for Sea Turtle Nest protection increased 3-fold this month in comparison to last month.



Activity	Events
Patrol Activity	133
Pick Up Debris/Litter	120
Sea Turtle Nest Patrol	102
Information/Directions	83
Youth Badge/Photo Op/Give-aways	64
Community Oriented Policing	45
Glass on Beach Enforcement	40
Inspect/Check Beach Signs	32
911 Calls	22
Fill Holes in Sand	22
Bikes on Beach	21
Shorebird Flushing	12
Traffic Problem	11
Drone Complaint	9
Code Violations	8
Sea Turtle Lighting Enforcement	8
Dogs on Beach	7
Fishing License Check	6
Courtesy Transport	2
Medical Calls	2
Injured/Sick Bird/Animal	1
Vessel Assist	1
Missing Child/Adult	1
Assist	1

Code Enforcement: Water quality

The Code Enforcement Department continues to focus on Water Quality issues under the MS4 City Ordinance. The MS4 Ordinance focuses on controlling the introduction of pollutants to the municipal storm sewer system. This includes preventing construction site contaminants from waterways entry.

During the month of August, Code Enforcement issued 15 MS4 violations: one was for litter and debris, two were for illicit discharge, and twelve for silt fence violations. Of the 15 cases, four were found to be non-compliant and are scheduled for September Magistrate. The remaining eleven cases were compliant within the scheduled compliance dates.

As the rainy season comes to a close on September 30, we expect to see more fertilizer application in the upcoming months. Code Enforcement will check that contractors have permits and/or licenses.

There were no violations observed during August, for fertilizer application.

Code Enforcement Protected Species Update

Gopher Tortoises: The month of August had no reported Gopher Tortoise issues or calls for service.

Sea Turtles: Sea Turtle nesting season runs from June 1st through October 31st.

By the end of August, Marco Island was reported as having 102 total nests, 205 false crawls and 44 total hatched nests. At the same time last year there were 97 total nests, 161 total false crawls and 48 total hatched nests.

Our night-time Code Enforcement Officers assigned to sea turtle monitoring, issued 4 Notice of Violations.

2 nests had their perimeters secured with caution tape by Beach Patrol CSOs.

August Community Engagement Report

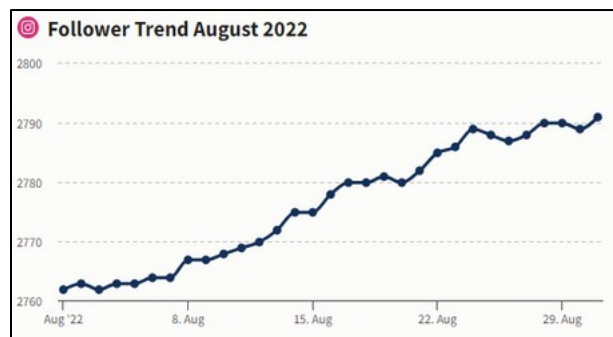
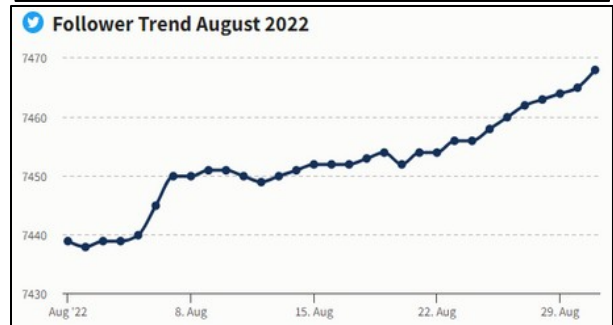
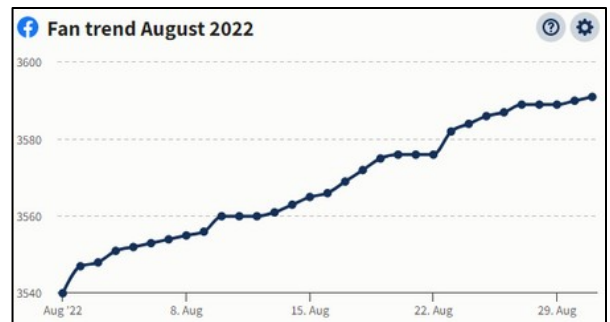
Connect with us @MarcoIsland PD



August's social media and community engagement efforts varied, from Back-to-School Safety with a Welcome Back To School slideshow from our SROs to celebrating Marco Island's 25th Anniversary. The Marco Island Police Department was excited to host location #7 in the Scavenger Hunt. Throughout the week, staff participated in all events, engaging with our community and other City department employees.

The month of August closed with the recognition of International Overdose Awareness Day. The Marco Island Police Department, Marco Fire Rescue, and Parks and Recreation supported the efforts of Families of Grace and Marco Patriots as they dedicated a tree, "In honor of all our loved ones lost to addiction and mental illness."

Number of followers for Marco Island Police Department Facebook, Twitter, Instagram August



Better Together Highlight



Our School Resource Officers (SROs) joined in the Marco Island 25th Anniversary celebration with their students on Athletic Day.

Both videos gained recognition from the Florida Association of School Resources Officers social media sites.

August Top Performing Posts



Seeking Public Assistance with Suspect Identification



National Dog Day Video



Employee Appreciation Lunch #Marco25

Appendix: August 2022 vs. August 2021

	JAN	FEB	MAR	APR	MAY	JUN	JUL	AUG	SEP	OCT	NOV	DEC	
Community Oriented Policing Activities	2,332	2,327	2,065	2,118	2,255	2,357	2,583	2,144	2,464	2,426	2,061	2,020	2021
	2,249	1,855	1,989	2,018	2,066	2,032	2,181	1,950	--	--	--	--	2022
Extra Patrols	7,993	7,885	8,596	8,063	7,261	6,627	7,728	8,821	10,398	10,751	8,374	8,859	2021
	9,392	7,250	7,353	8,115	7,972	7,675	7,379	7,722	--	--	--	--	2022
Parking Complaints	20	34	31	42	37	41	93	80	49	34	23	32	2021
	30	89	80	57	32	19	33	41	--	--	--	--	2022
Noise Complaints	52	44	86	85	105	83	103	68	43	54	22	30	2021
	37	43	61	50	48	44	92	56	--	--	--	--	2022
Traffic Stops	801	795	670	819	823	726	857	649	776	790	689	754	2021
	844	690	711	799	625	709	864	786	--	--	--	--	2022
Noise Complaints Verified	8	5	15	16	16	16	11	13	4	12	1	5	2021
	2	1	1	2	4	4	1*	7*	--	--	--	--	2022
Traffic Citations	112	109	70	96	116	152	166	59	120	107	88	73	2021
	135	106	143	119	91	96	114	139	--	--	--	--	2022
Traffic, Parking & Vessel Written Warnings	174	165	127	148	234	175	190	226	245	197	119	152	2021
	201	212	203	197	187	194	215	210	--	--	--	--	2022
Vehicle Crash	31	24	66	32	28	35	29	13	17	20	36	29	2021
	49	38	46	42	21	11	39	15	--	--	--	--	2022
Criminal Cases - Open	5	7	10	9	17	10	10	17	5	9	16	6	2021
	11	16	7	10	7	4	5	5	--	--	--	--	2022
Criminal Cases - Closed	52	37	58	44	53	45	57	50	46	40	37	52	2021
	46	61	72	63	64	52	65	61	--	--	--	--	2022
Criminal Cases - Cleared	18	14	14	25	2	29	28	10	7	2	13	10	2021
	2	6	12	4	12	13	10	15	--	--	--	--	2022
Criminal Case - Follow-Ups	23	27	31	42	61	47	33	43	35	56	28	32	2021
	45	37	52	47	46	31	32	33	--	--	--	--	2022
Crime or Incident Reports Taken	80	69	89	89	117	99	103	86	65	64	79	79	2021
	84	90	100	89	89	79	91	88	--	--	--	--	2022
Persons Arrested	19	15	12	21	17	33	23	11	7	10	18	8	2021
	13	6	10	4	11	11	12	15	--	--	--	--	2022
Beach Patrol Events	720	694	694	817	1,207	590	859	637	654	599	556	638	2021
	557	563	717	671	982	569	872	753	--	--	--	--	2022
Beach Patrol Hours	305	258	355	359	398	251	362	249	266	214	198	258	2021
	222	221	309	295	325	205	335	252	--	--	--	--	2022
Marine Patrol Events	354	205	198	286	200	143	78	227	163	233	275	703	2021
	337	459	712	459	636	435	635	895	--	--	--	--	2022
Calls for Service	13,180	12,977	13,792	13,192	12,068	11,853	13,745	14,175	15,508	14,687	12,979	13,723	2021
	13,124	11,744	12,337	13,119	12,548	12,071	12,518	12,522	--	--	--	--	2022

Calls for Service data reflects activity captured in an agency's Computer-Aided Dispatch (CAD) System for any call (not per incident) that causes a police officer or code enforcement officer to take an action or expend agency resources, whether agency-initiated or citizen initiated.

* Note, may be under-reported due to CAD coding issue.

Vehicle Count (Jolley Bridge North bound). Avg. Daily	15,628	17,985	17,664	16,368	13,294	10,382	11,924	10,951	--	--	--	--	2022
Vehicle Count (Jolley Bridge South bound). Avg. Daily	15,896	17,610	17,051	15,830	13,269	10,716	12,293	7,204	--	--	--	--	2022



Kickball tournament – 25th Anniversary City Celebrations