



# City of Marco Island

Meeting Date: October 2, 2023  
To: City Council  
From: Chief Tracy L. Frazzano  
Through: Michael A. McNees, City Manager  
Re: August 2023 Monthly City Council Report

---

The Marco Island Police Department works continuously with the community to provide updated and accurate hurricane preparedness information during peak Hurricane Season months. In the wake of Hurricane Irma and Hurricane Ian, the MIPD has worked tirelessly to remain prepared for emergency operations and response. Hurricane Idalia brought forward opportunities for the City of Marco Island, Marco Fire Rescue and the Marco Island Police Department to collaborate to determine the communities needs throughout the course of the storm. Part of preparedness is determining what the department may need to contribute to community response and public safety. One of the identified needs was a Rigid Inflatable Boat (RIB) for maneuverability when providing emergency response during a critical weather event. In August 2023, the Firehouse Subs Public Safety Foundation awarded the Marco Island Police Department a grant totaling \$17,916 to purchase a RIB for emergency response. In accepting this award, the Marco Island Police Department improves their ability to provide safe and rapid response to emergency situations that may occur during a hurricane or critical weather event.



**Chief Frazzano, City Clerk Joan Taylor and Sergeant Angel Casabona accepting the Firehouse Subs Public Safety award.**

## August Police Activity

### Crime report:

In August 2023, 80 incidents were reported to the Marco Island Police Department. Total crimes against persons remained the same in 2023. Property crimes increased by 67% in August 2023 due to an increase in each category except vandalism. Miscellaneous crimes showed a decrease due to fewer criminal traffic citations issued. In August 2023, crimes against society had an increase due to driving under the influence incidents. The Marco Island Police Department had 12 arrests in August of 2023 for incidents including criminal traffic, battery, burglary, DUI, trespassing, and a violation of parole incident.

2023 vs. 2022 Crimes by Category, Non-Criminal Offenses					
Aug-2023		Aug-2022		'23 v. '22	
Crimes against Persons	# of Incidents	Crimes against Persons	# of Incidents	Diff.	
Sex offenses	2	Sex offense	1		
Domestic Battery	3	Domestic Battery	4		
Assault	3	Assault	1		
Total	8	Total	8	0%	
<b>Property Crimes</b>		<b>Property Crimes</b>			
Burglary	2	Burglary	1		
Motor Vehicle Theft	1	Motor Vehicle Theft	0		
Theft (incl. Attempted)	4	Theft (incl. Attempted)	3		
Criminal Mischief/ Vandalism	2	Criminal Mischief/ Vandalism	2		
Fraud	1	Fraud	0		
Total	10	Total	6	67%	
<b>Misc. Crimes</b>		<b>Misc. Crimes</b>			
Hit and Run	2	Hit & Run (Vehicles)	1		
Resisting Law Enforcement Officer	1	Resisting Law Enforcement Officer	0		
Criminal Traffic	5	Criminal Traffic	11		
Violation of Probation	1	Violation of Probation	0		
Total	9	Total	12	-25%	
<b>Crimes against Society</b>		<b>Crimes against Society</b>			
DUI	3	DUI	0		
Total	3	Total	0	300%	
<b>Other Incidents</b>		<b>Other Incidents</b>			
Baker Act	2	Baker Act	0		
Trespassing	5	Trespassing	0		
Operation Medicine Cabinet	1	Operation Medicine Cabinet	2		
Municipal Ordinance	2	Municipal Ordinance	0		
Non-Criminal Incidents	43	Non-Criminal Incidents	55		
Total	53	Total	61	-13%	



**Chief Frazzano, Sergeant Smith and Marine Officer Ferris at the Annual Police Foundation Picnic**

Note: Multiple criminal offenses may have occurred within some incidents.

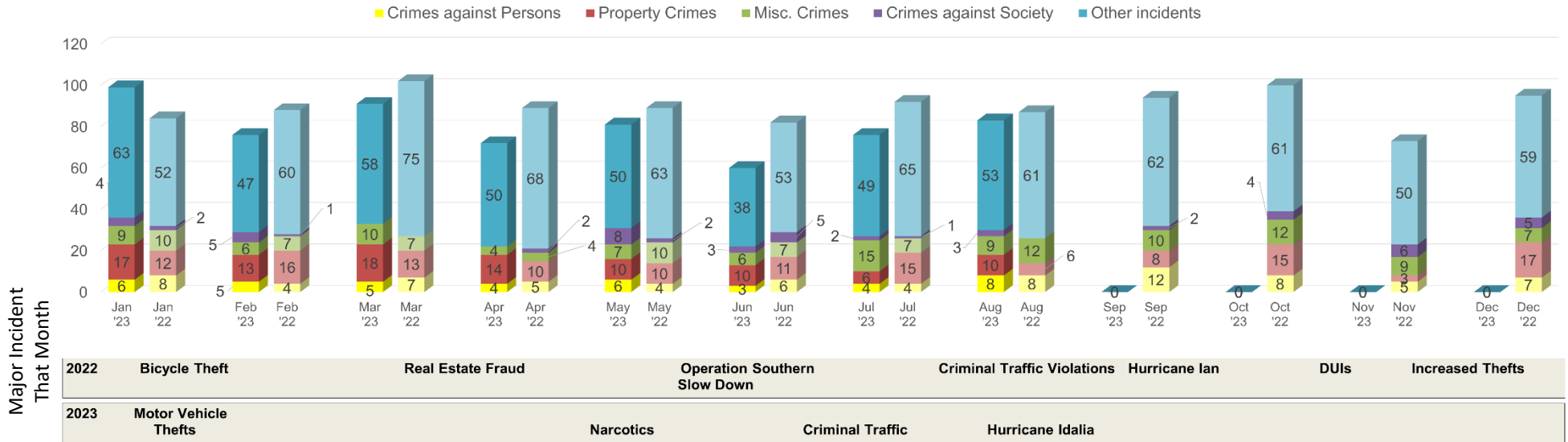
This reporting aligns with new crime data collection requirements from the Florida Department of Law Enforcement and the FBI. This announcement for crime reporting was covered in the February 2022 monthly report.

Non-criminal incidents are reports that do not have a criminal offense or are information reports. Examples include fraud cases (outside of Marco Island jurisdiction), other agency assists, lost and found items and medical assists.

## August Incident Crime Trends

In August 2023, there were 43 non-criminal incidents reported. 33% of non-criminal incident reports were comprised of suspicious activities including requests for trespass warnings, civil disputes, and internet/ cyber scams. 28% of non-criminal incident reports are for lost and found property. 2% of reports were referencing assistance to other agencies including Collier EMS, Marco Island Fire Department, and other law enforcement agencies. The MIPD works in collaboration with these agencies to provide prompt medical response, facilitate investigations and to act as a liaison for incidents occurring outside the Marco Island Police Departments jurisdiction.

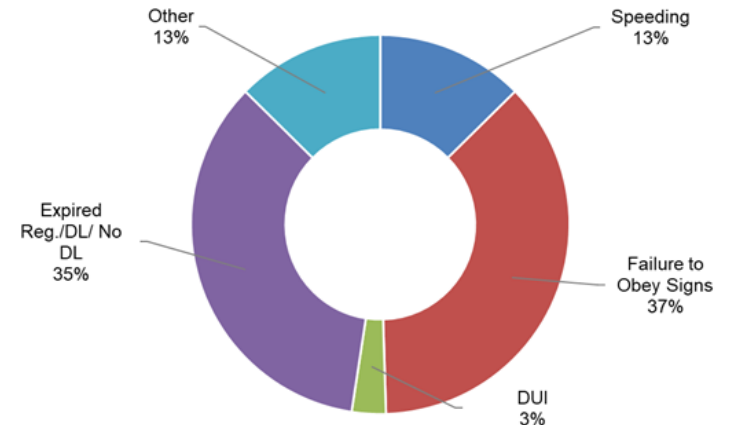
### 2023 v. 2022 Incident Trends by Crime Category, Non-Crime



## August Traffic Patrol

In August 2023, there were 247 traffic citations and warnings issued by the Marco Island Police Department. Of the citations issued 37% were for failure to obey traffic signs or traffic lights. 35% of citations were for operating a motor vehicle with an expired registration or driver’s license. Other citations issued were for violations including safety belt infractions, improper passing, and illegal U-turns. In August 2023, the Marco Island Police Department arrested 7 people for traffic violations. 3 arrests were for DUIs, and 4 were for driving with no valid or suspended drivers’ licenses. 13 licenses and 1 vehicle tag were seized during traffic stops due to suspensions or revocations.

### August 2023 Citations Offenses vs Total Traffic Citations Written

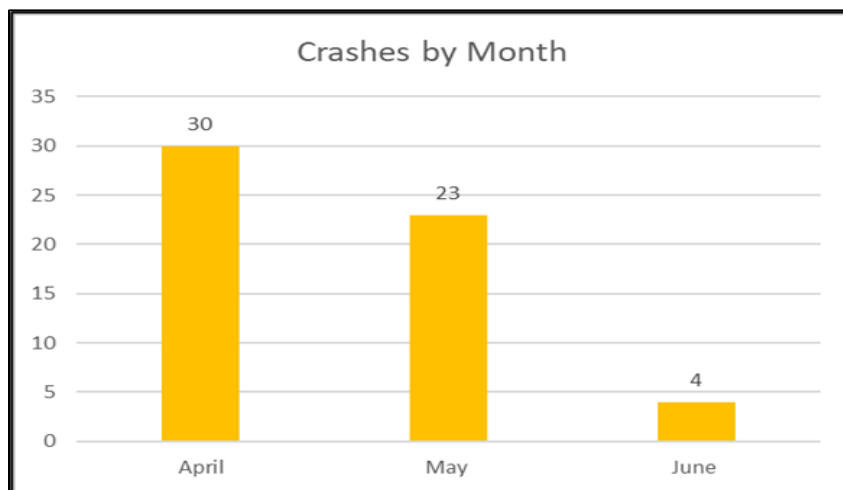
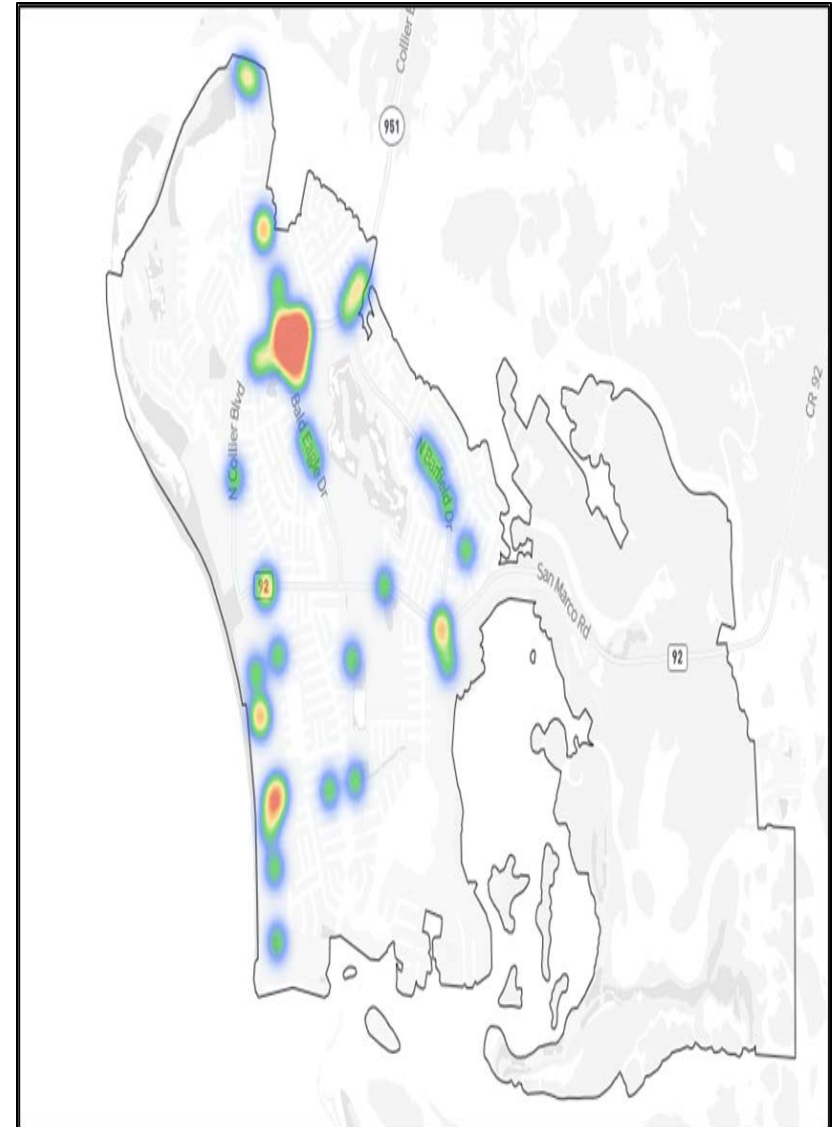


## Quarterly Crash Report

The Marco Island Police Department collects crash information data quarterly to help determine which conditions, participants and circumstances are more likely to result in an accident. The heat map shows the geographic location of the areas with the highest concentration of reported crashes. Areas where crashes are more densely concentrated will appear on the heat map as a “hotter” location, indicated by red or orange color. Crashes that are more severe will also appear “hotter” to reflect a more severe accident occurrence.

On March 1, 2023, the Governor approved Senate Bill 1614, which expanded public records exemptions to Crash Reports and Uniform Traffic Citations. Due to this change, crash report data became exempt from public disclosure for 60 days after the date of the crash occurrence. Q2 crash data was available for review beginning on August 31, 2023.

In Q2 (April - June 2023), 57 crashes were reported within the municipal city limits of Marco Island. This quarter saw a significant decrease in crashes (-47%) as compared to Q1 (January – March 2023). Of the 57 reported crashes, 86% were non-injury related and 96% were in clear weather conditions. Most accidents were between 8am and 12pm, with concentrations at the end of the week (Thursday). Data showed that most of the accidents involved drivers in their 20s (20 – 29 years old) and that male drivers were responsible for 65% of accidents. April had the most crashes in Q2 with the least reported in June. There were 3 alcohol/ impaired driver related crashes in Q2, comprising 5% of total crash events.



## August Reserve / Auxiliary Program Activity Hours

Reserve and Auxiliary Police Officers are unpaid volunteers who are certified by the State of Florida to perform in the law enforcement role. These officers must meet the Department's and State of Florida's annual retraining / certification requirements. Reserve and Auxiliary personnel are required to volunteer a minimum of 16 hours per month. They perform a variety of functions for our department and community which are outlined in the chart below. Once a month Reserve and Auxiliary Officers have a staff meeting to review policy changes, attend training and address planning and logistical requirements.

Activity Type	August	July	Current Year 2023
Administrative	15	20	154
Background Investigations	0	0	0
Beach Patrol	0	0	70
Community Events	14	12	151
Investigations / Follow-up	0	0	0
Marine Patrol	0	0	20
Monthly Meeting	6	6	62
Park Patrol	0	0	5
Special Duty (Paid)	46	92	922
Special Duty (Unpaid)	0	0	0
Solo Patrol	10	0	30
2nd OFC Patrol	0	0	42
Program Coordination	20	20	160
Training	20	10	285
Weather Event	9	0	9
Other	0	0	0
<b>Total</b>	<b>140</b>	<b>154</b>	<b>1,883</b>

## Special Duty Hours – Performance of Law Enforcement Duties Compensated by Outside Vendors

Special Details in August totaled 108 ↓ 91.5 hours from July.

- United Church Security 12 Hours
- Island Country Club Security 84 Hours
- Presbyterian Church Security 12 Hours

## Training

- Detective Berndt completed training in Investigative Interview techniques.
- All Sworn members completed Traffic Control training in August 2023.

## Employees News

- The Marco Island Police Department attended the Marco Police Foundation's annual picnic and awarded members of the Police Department scholarship money for higher education.
- MIPD Command Staff and Administration conducted interviews for positions open as Code Enforcement Administrative Assistant, Social Media/ Public Education Specialist and Police Officer.
- Employee's Annual Performance Evaluations were conducted in August 2023.

## August Detective Bureau Monthly Investigative Report

### Cases Closed by Detective Bureau:

**Child Molestation** – A reporter provided information about a possible child molestation which was investigated alongside Department of Children and Families and Child Advocacy Center. The victim denies any abuse. Case closed.

**Leaving Scene of Crash** – A hit and run case was closed due to victim choosing not to pursue charges. Case closed.

**Grand Theft** – An allegation of a grand theft that was thought to have occurred during a vehicle service. Video from the business does not substantiate that the theft occurred at this location. There are no further leads to pursue. Case inactive.

**Battery** – Victim of simple battery decided that she did not want to pursue charges against the suspect. Case closed.

**Burglary / Criminal Mischief** – Unknown suspect(s) broke into a home being renovated and caused damage to fixtures inside. After investigation, no suspect leads have been developed. Case inactive.

**Death Investigation** – a death investigation at a Marco Island beach was ruled to be accidental from drowning. Case closed.

**Exploitation of Elderly** – an incident reported was due to a misunderstanding where suspect was re-imbursed for funds extended on behalf of victim.

**Leaving Scene of Crash** – All leads had been pursued for a parking lot crash which did not lead to a suspect or involved vehicle. Case inactive.

**Battery** – Detective interviewed an additional victim from a battery investigation who desired to press charges. Cleared by Arrest.

**Civil Issue** – an allegation of grand theft involving a contractor was later determined to be a civil issue. Case closed.

**Grand Theft** – After an extensive investigation of a jewelry theft, no suspect could be identified. Case inactive.

	Aug-23	Aug-22	23 vs. 22 Diff.
Closed	52	61	-15%
Cleared	14	15	-7%
Open	10	5	100%
Suspended	2	7	-71%
Total	78	88	-11%

Case Management		Arrests/Warrants/Prosecution/ Hearings	
Supplemental Reports	52	Warrant Checks	189
Det. Supervisor Review of Reports	42	Arrest Warrant Request	2
Det. Supervisor Evidence Log Processing	19	Contact with the State Attorney's Office	12
Initial Reports Written	6	Arrests	
		Court Hearings	4
Exploratory (Collection / Documentation)		Follow up / Assists	
Evidence Submissions	4	Case Follow-Ups	16
Interviews	13	Bulletins Created/ Distributed	15
Videos Processed from WatchGuard	31	Other Agency Assists	1
Child Protection Team Interviews	2	DCF Referrals	2
Sex Crime Investigations	2	Detective Called in (Off- Duty)	2
Neighborhood Canvass	2	State Attorney/ Clerk of Court Trips	6



*MIPD, CCSO and MIFR personnel recognized by City Council for their response to a call of a Barricaded Subject.*

## August Marine Report

Officers assigned to the Marco Island Police Marine Unit conducted directed patrols of Marco Island waterways, city marinas, and boat ramps, conducting boater safety education, vessel sanitation checks and enforcement activities.

Marine unit officers responded to three marine emergency (MERT) calls during the month of August:

On August 6, 2023, Officers responded to Marco Beach offshore of R138 on a reported swimmer in distress. On arrival, officers commandeered a jet ski from a rental vendor on the beach and located the swimmer. The swimmer was transported back to shore without incident.

On August 11, 2023, Officers responded to Cape Romano on a reported swimmer struck by a vessel propeller resulting in a deep laceration of the swimmer's leg. Officers arrived on scene and rendered aid until MIFR and FWC arrived on scene.

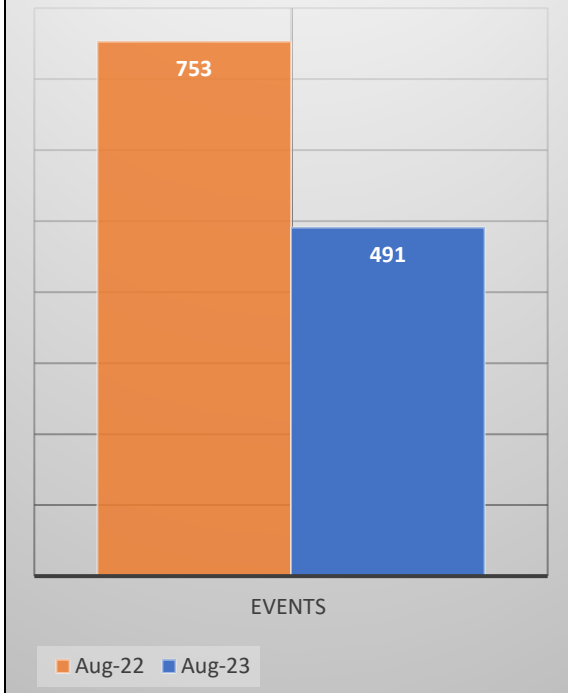
On August 13, 2023, Marine officers responded to Marco Beach, offshore of R142, on a reported capsized jet ski. Officers assisted the jet skier in righting his ski without incident.

## Beach Report

Patrol activities for August 2023 showed a 34% decrease in total events vs August 2022 due to Hurricane Idalia preparations. Our own Sgt. Montgomery and Officer Carey, along with Code Enforcement Officer Curry, had the opportunity to assist Collier County's Park & Recreation's Sea Turtle Program Biologists in helping sea turtle hatchlings make it to the water on Tigertail Beach.

August 2023 Marine Incidents	Aug-23	Aug-22
Total events	430	895
Canal, Bay River and Gulf patrol	200	373
Patrols/ Business Checks*	66	87
Vessel Stops	29	112
Citations/ Warnings	29	112
Sanitation inspections Factory Bay	1	2
Sanitation Inspections Smoke House Bay	2	2
Suspicious Vessels	1	1
MERT (Marine Emergency Response Team)	3	2
Assist Boater/Citizen Contacts	34	16
Resource Checks	3	17
Boater Safety Checks*	15	35
Patrols/ Inspections of Marinas	47	136

## Beach Patrol Events (August 2022 vs August 2023)

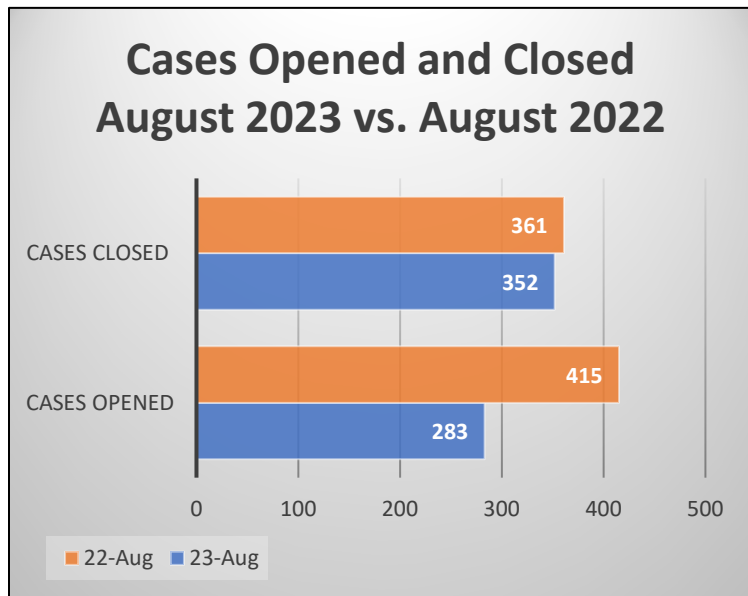
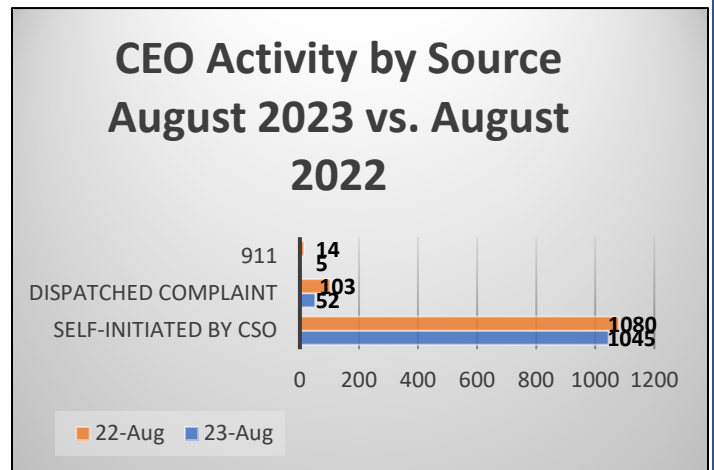
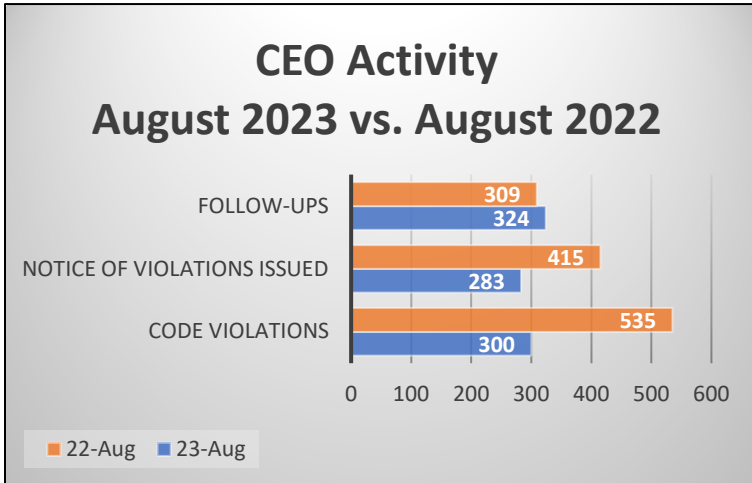


EVENTS:	
Patrol Activity	137
Pick-up Litter and Debris	100
Information/Directions	69
Community Oriented Policing	33
Inspect/Check Beach Signs	25
Youth Badge/Photo Op/Giveaways	23
911 Call Response	20
Fill Holes in Sand	17
Glass on Beach	15
Dog on Beach	11
Shorebird Flushing	9
Medical Calls	6
Special Detail	6
Courtesy Transport	4
Sea Turtle Nests (Checks)	3
Assist	3
Injured/Sick Bird	2
Code Enforcement	2
Welfare Check	2
Traffic Stop	1
Bikes on Beach	2
Mert	1

**Code Enforcement:**

In August 2023, Marco Island was affected by the outskirts of Hurricane Idalia. To prepare for the severe weather, Code Enforcement Officers inspected 173 construction sites for loose and hazardous materials to ensure safety. The issuance of Notice of Violations decreased 31% this month as compared to the same time last year. The most significant code violations for the month of August were overgrown grass (18-36(10)), placement of waste on curb (18-36(8)), and litter and debris (18-36(9)). This month there is a 3% decrease in self-initiated cases.

**Code Enforcement Cases**



Type of Violation	Number of Violations
Overgrown Grass	48
Placement of Waste on Curb	48
Litter and Debris	30
Sidewalk Encroachment	28
Erosion Control	27
Parking Citation	23
Public Nuisance	11
Sea Turtle Protection	11
Right of Way Obstruction	10
Work with out a permit	10
Landscape Registration	9
Boat and Boat Trailer Parking	7
Irrigation	7
Illicit Discharge	5
Protection and Permitting Procedures	5
Noise	5
Activities Within Protection Zone	3
Parking on Unapproved Surface	3
Failed Seawall	2
RV Permit	2
Staging without a Permit	2
Glass on Beach	2
Boathouse & Boat Dock Canopy	1
Damaged Sidewalk	1
Derelect vehicle	1
Exotic Vegetation Removal	1
Open Burning	1
Signage	1
Boat Dock Facility Lighting	1
Hurricane Preparedness	1
Fences and Walls	1
Disturbing Sand Dunes	1

\*\*\* This figure reflects the total number of violations and not the number of cases. This is to account for cases with multiple violations.



**Sergeant Montgomery and Officer Carey assisting Sea Turtle hatchlings back into the water.**



## July Special Magistrate Hearing

Due to Hurricane Idalia, the August 29, 2023 Magistrate Hearing was cancelled.

For more information regarding the Special Magistrate Hearings please visit: <https://marcoisland.legistar.com/Calendar.aspx>

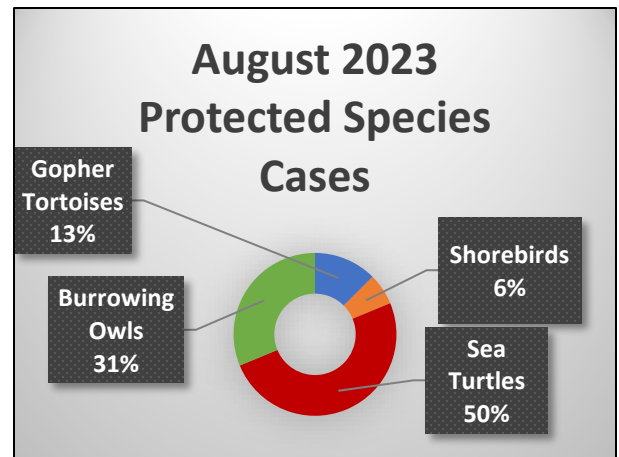
## Code Enforcement Protected Species

**Burrowing Owls**- This month we had 10 code calls involving burrowing owl violations. All of these incidents involved protection zone violations. 5 of these were follow up cases from the previous month, all of which were still non-compliant and will be going to Magistrate. 5 new cases involving protection zones violations occurred this month. These resulted in the issuance of 3 NOV's, one written warning, and one verbal warning.

**Other Birds**- We had 2 injured birds that were rescued and turned over to Audubon of Western Everglades.

**Gopher Torties**- We had 4 cases this month, all involving protection zone violations. Of these 4 cases, 3 NOV's were issued, 2 stop work orders and 1 verbal warning. According to Audubon of Western Everglades, sadly 3 Gopher Tortoises were struck by vehicles and perished.

**Sea Turtles** – During the month of August we conducted 2 sea turtle lighting patrols. During these patrols, 16 lighting violations were identified which resulted in the issuance of NOV's. At this time, due to the last storm (Idalia), we only have 5 viable nests left. 4 nests are in the South beach area and 1 nest is at the North end of Hideaway Beach. We continue to work closely with our Environmental Planner from Growth Management, as well as the Collier County Sea Turtle Patrol to ensure the safety of our nesting sea turtles.



## Code Enforcement: Water Quality

During the month of August 2023, the Code Enforcement Department issued a total of 36 Notices of Violations, for MS4 (Municipal Separate Storm Sewer System) violations.

29 violations were for Silt Fences that were found to be either missing or damaged. Of the 29 violations, 24 were compliant by the given compliance date while the other 5 have been scheduled for October Magistrate.

7 violations were issued for Illicit Discharge. Two cases were compliant by the given compliance date, and 5 are scheduled for Magistrate.

A lack of silt fencing can allow pollutants to enter our waterways, especially if not properly installed on construction sites. The Marco Island Code Enforcement Department routinely patrols for MS4 violations to maintain clean and safe waterways.



**MIPD Administrators with Code Enforcement Officers at the Annual Police Foundation Picnic.**

**Community Engagement Report**



Connect with us @MarcoIsland PD

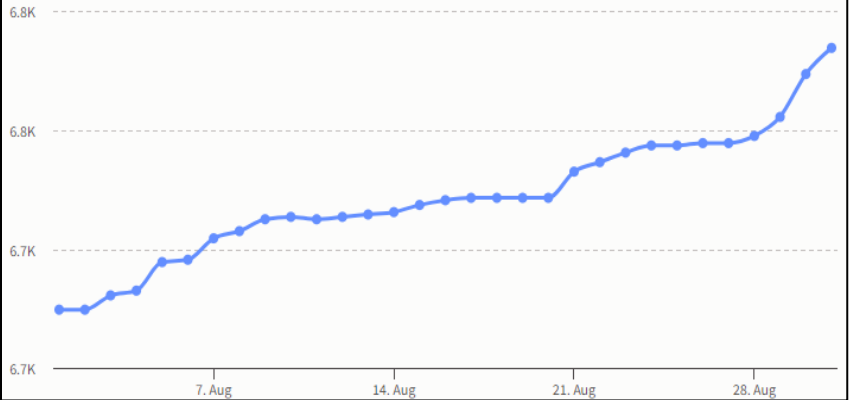
**#Bettogether Highlight**



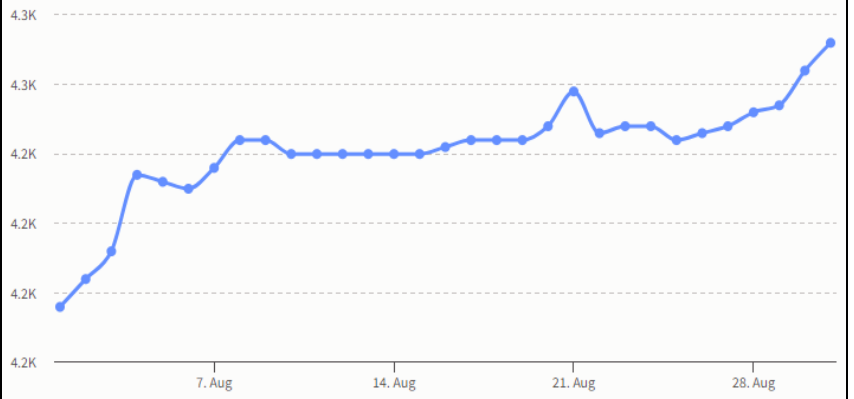
MIPD, MIFR and CCSO were recognized for their efforts in safely deescalating a barricaded suspect.

**Number of followers for MIPD Facebook, Instagram, Twitter**

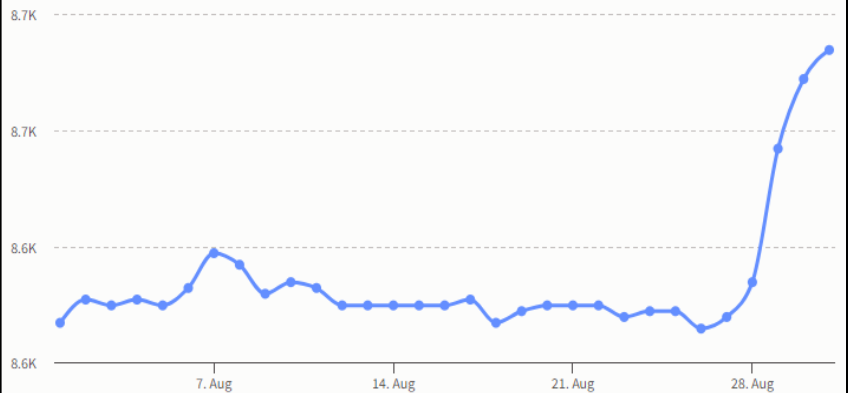
**Facebook Follower Trends August 2023**



**Instagram Follower Trend August 2023**



**Twitter Follower Trend August 2023**



**August Top Performing Posts**



Officers assist Collier County Parks and Rec with sea turtle hatchlings.

SRO Guyer assisted TBE students in rescuing a baby bunny.



MIPD Marine Units worked with the City Public Works Dept to install "No Wake" signs by the Savage Bridge.

## Appendix: August 2023 vs. August 2022

	JAN	FEB	MAR	APR	MAY	JUN	JUL	AUG	SEP	OCT	NOV	DEC	
Community Oriented Policing Activities	2,249	1,855	1,989	2,018	2,066	2,032	2,181	1,950	1,862	2,104	2,201	2,155	2022
	2,024	1,621	1,889	1,932	2,053	2,145	2,218	1,833	--	--	--	--	2023
Extra Patrols	9,392	7,250	7,353	8,115	7,972	7,675	7,379	7,722	7,441	7,991	8,854	7,896	2022
	7,500	6,591	7,044	7,217	6,849	7,503	7,651	7,166	--	--	--	--	2023
Parking Complaints	30	89	80	57	32	19	33	41	34	3	12	28	2022
	25	78	94	56	47	26	103	51	--	--	--	--	2023
Noise Complaints	37	43	61	50	48	44	92	56	33	28	22	38	2022
	35	26	51	39	59	33	69	36	--	--	--	--	2023
Traffic Stops	844	690	711	799	625	709	864	786	638	446	611	609	2022
	657	592	550	604	515	523	688	521	--	--	--	--	2023
Noise Complaints Verified	2	1	1	2	4	4 *	1 *	7 *	1	3	2	1	2022
	1	0	2	2	6	1	3	5	--	--	--	--	2023
Traffic Citations	135	106	143	119	91	96	114	139	112	27	83	80	2022
	111	89	64	65	53	69	105	100	--	--	--	--	2023
Traffic, Parking & Vessel Written Warnings	201	212	203	197	187	194	215	210	171	55	122	134	2022
	146	152	152	139	67	175	357	182	--	--	--	--	2023
Vehicle Crash	49	38	46	42	21	11	39	15	51	24	20	23	2022
	48	44	44	32	25	9	29	23	--	--	--	--	2023
Criminal Cases - Open	11	16	7	10	7	4	5	5	6	11	5	8	2022
	11	15	12	8	12	10	10	10	--	--	--	--	2023
Criminal Cases - Closed	46	61	72	63	64	52	65	61	61	63	42	58	2022
	60	52	62	52	41	25	50	52	--	--	--	--	2023
Criminal Cases - Cleared	2	6	12	4	12	13	10	15	15	16	17	14	2022
	15	12	15	7	1	8	13	14	--	--	--	--	2023
Criminal Case - Follow-Ups	45	37	52	47	46	31	32	33	31	38	6	31	2022
	55	62	86	47	56	41	50	16	--	--	--	--	2023
Crime or Incident Reports Taken	84	90	100	89	89	79	91	88	88	100	73	89	2022
	99	79	97	72	79	56	76	80	--	--	--	--	2023
Persons Arrested	13	6	10	4	11	11	12	15	14	13	15	15	2022
	17	10	13	5	9	7	13	12	--	--	--	--	2023
Beach Patrol Events	557	563	717	671	982	569	872	753	644	531	553	622	2022
	534	626	718	566	661	599	697	191	--	--	--	--	2023
Marine Patrol Events	337	459	712	459	636	435	635	895	487	450	734	354	2022
	647	499	1,024	955	822	872	1,055	430	--	--	--	--	2023
Calls for Service	13,124	11,744	12,337	13,119	12,548	12,071	12,518	12,522	12,057	12,424	13,323	12,710	2022
	12,646	11,065	12,204	10,881	10,433	11,276	11,624	11,472	--	--	--	--	2023

Calls for Service data reflects activity captured in an agency's Computer-Aided Dispatch (CAD) System for any call (not per incident) that causes a police officer or code enforcement officer to take an action or expend agency resources, whether agency-initiated or citizen initiated.

\* Note, may be under-reported due to CAD coding issue.

Vehicle Count Daily Averages													
Jolley Bridge North bound	NA	NA	NA	NA	8,233	5,283	4,571	--	--	--	--	--	2023
Jolley Bridge South bound	NA	NA	NA	NA	9,263	3,423	5,898	--	--	--	--	--	2023

Note: Data was unable to be retrieved Jan- May due to damages sustained by Hurricane Ian.



MIPD Beach Patrol responding to a call for active Sea Turtle hatchlings.