



City of Marco Island

Meeting Date: April 8th, 2024
To: City Council
From: Chief Tracy L. Frazzano
Through: Michael A. McNees, City Manager
Re: February 2024 Monthly City Council Report


In February 2024, the Marco Island Police Department set sights on increasing crime prevention within the community. While Marco Island remains to be one of the safest cities in Florida, it is important to share information on current scams and frequent types of crimes so community members can feel protected and prepared. For example, in 2023, 39.7% of total crimes were property crimes consisting of offenses including burglary, larceny and fraud. Of those property crimes 15%, were comprised of reports of Motor Vehicle Thefts. This data has driven the Department to identify crime prevention information that can help to reduce instances of property crimes.

One example of these techniques includes a social media campaign regarding the importance of ensuring vehicles are locked, electronics and personal possessions are removed from the interior, and that key fobs are taken inside when exiting a vehicle. Vehicles that are equipped with “Push to Start” ignition become targets for car thieves and leaving key fobs in the car assists in their attempts to take personal property. The MIPD’s social media campaign is just one of the ways the MIPD can reach the community about important crime prevention messages.

On February 14th, 2024, Lieutenant Angel Casabona attended the Marco Island “We Are All Just Friends” club lunch to present on Situational Awareness and personal safety tips. This lunch gave the opportunity for Marco Island Newcomers and not- so- newcomers to meet others in the community and learn about Lieutenant Casabona’s crime prevention tips, such as understanding your environment, knowing how to determine if something is not right, and making personal safety a priority. On the same day, Chief Frazzano also attended the “Newcomers Club” to share crime prevention and personal safety tips. The MIPD will continue to focus and promote crime prevention and community outreach to help ensure safety and security within the community.



Lieutenant Casabona with members of the “We Are All Just Friends” club.



MIPD’s “love your Key Fob” Valentine’s Day campaign.

February Police Activity

Crime report:

In February 2024, 60 incidents were reported to the Marco Island Police Department. Total crimes against persons showed a decrease of 60%. Property crimes decreased in February 2024 by 69% due to a significant reduction in thefts and criminal mischief incidents. Miscellaneous crimes showed a decrease by 17% due to less criminal traffic incidents. In February 2024, crimes against society, such as driving under the influence incidents showed a decrease by 80%. The Marco Island Police Department had 2 arrests in February of 2024 for incidents including DUI and criminal traffic for driving with no license.

2024 vs. 2023 Crimes by Category, Non-Criminal Offenses				
Feb-2024		Feb-2023		'24 v.'23
Crimes against Persons	# of incidents	Crimes against Persons	# of incidents	Diff.
Domestic Battery	0	Domestic Battery	2	
Assault	2	Assault	2	
Intimidation/Stalking	0	Intimidation/Stalking	1	
Total	2	Total	5	-60%
Property Crimes		Property Crimes		
Forgery/Conterfeiting	0	Forgery/Conterfeiting	1	
Theft	4	Theft	9	
Criminal Mischief/ Vandalism	0	Criminal Mischief/ Vandalism	2	
Fraud	0	Fraud	1	
Total	4	Total	13	-69%
Misc. Crimes		Misc. Crimes		
Others (Trespass, Warrants, etc)	2	Others (Trespass, Warrants, etc)	2	
Hit and Run	2	Hit and Run	0	
Criminal Traffic	1	Criminal Traffic	4	
Total	5	Total	6	-17%
Crimes against Society		Crimes against Society		
DUI	1	DUI	4	
Pornography/Obscenity Offenses	0	Pornography/Obscenity Offenses	1	
Total	1	Total	5	-80%
Other Incidents		Other Incidents		
Marchman Act	1	Marchman Act	1	
Baker Act	4	Baker Act	1	
Operation Medicine Cabinet	2	Operation Medicine Cabinet	1	
Non-Criminal incidents	41	Non-Criminal incidents	47	
Total	48	Total	50	-4%



MIPD attended the Rotary Club of Marco Island Flags for Heroes ceremony on San Marco Rd.

Note: Multiple criminal offenses may have occurred within some incidents.

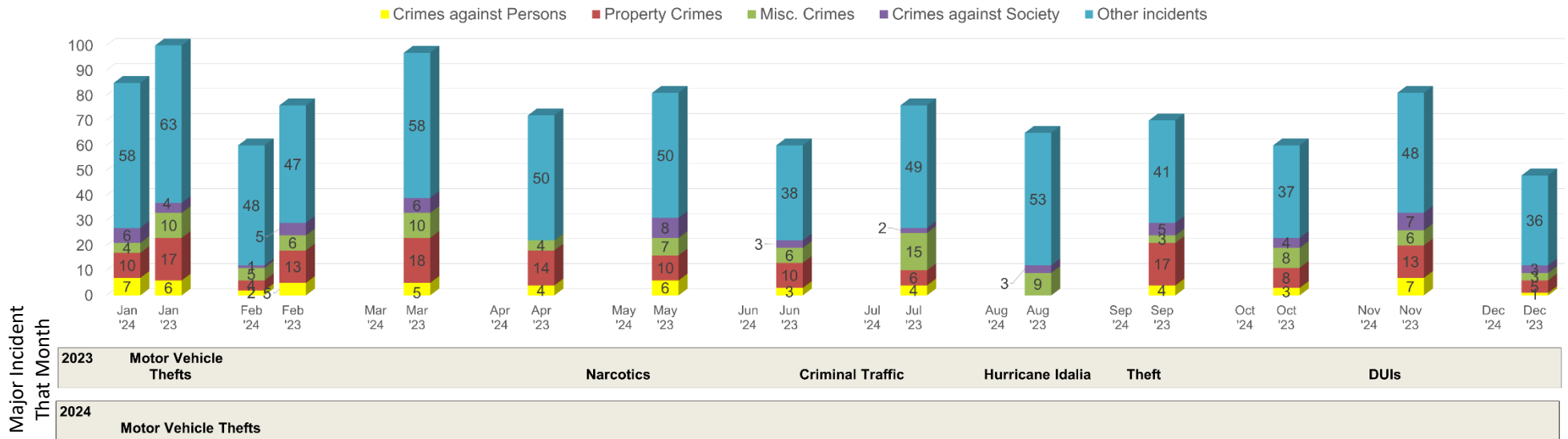
This reporting aligns with new crime data collection requirements from the Florida Department of Law Enforcement and the FBI. This announcement for crime reporting was covered in the February 2022 monthly report.

Non-criminal incidents are reports that do not have a criminal offense or are information reports. Examples include fraud cases (outside of Marco Island jurisdiction), other agency assists, lost and found items and medical assists.

2023 vs 2024 Incident Crime Trends

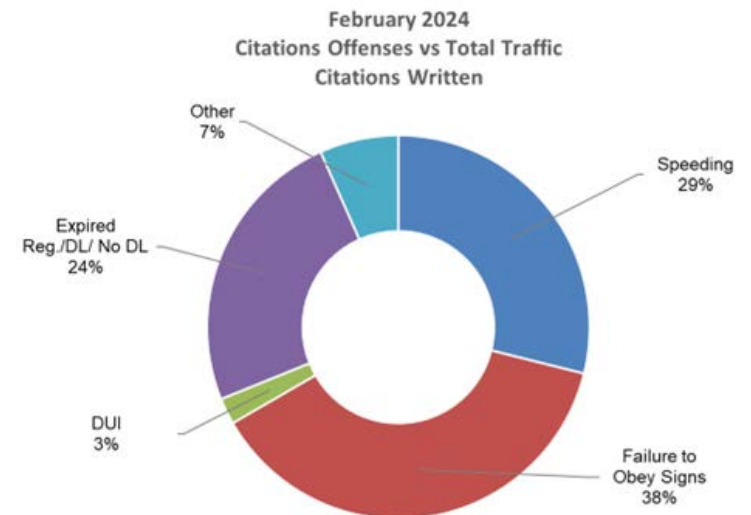
In February 2024, there were 48 non-criminal incidents reported. 12% of non-criminal incident reports were comprised of suspicious activities. 5% of non-criminal incident reports were due to domestic disturbances, with no crimes occurring. 7% of reports were referencing assistance to other agencies including Collier EMS, Marco Island Fire Department, and other law enforcement agencies. 37% of non-criminal incident reports are for lost and found property. The Marco Island Police Department will accept found property into our property and evidence department for safekeeping until an owner can be located.

2024 v. 2023 Incident Trends by Crime Category, Non-Crime



February Traffic Patrol

In February 2024, there were 130 traffic citations and warnings issued by the Marco Island Police Department. Of the citations issued, 38% were for failure to obey traffic signs or traffic lights. 29% were due to an excess in posted speed. 24% of citations were for operating a motor vehicle with an expired registration or driver's license. Other citations issued were for violations including safety belt infractions, improper passing, and illegal U-turns. In February 2024, the Marco Island Police Department arrested 2 people for traffic violations. The 2 arrests comprised of a DUI and a criminal traffic violation for driving with no license issued. 3 licenses were seized during traffic stops due to suspensions or revocations.

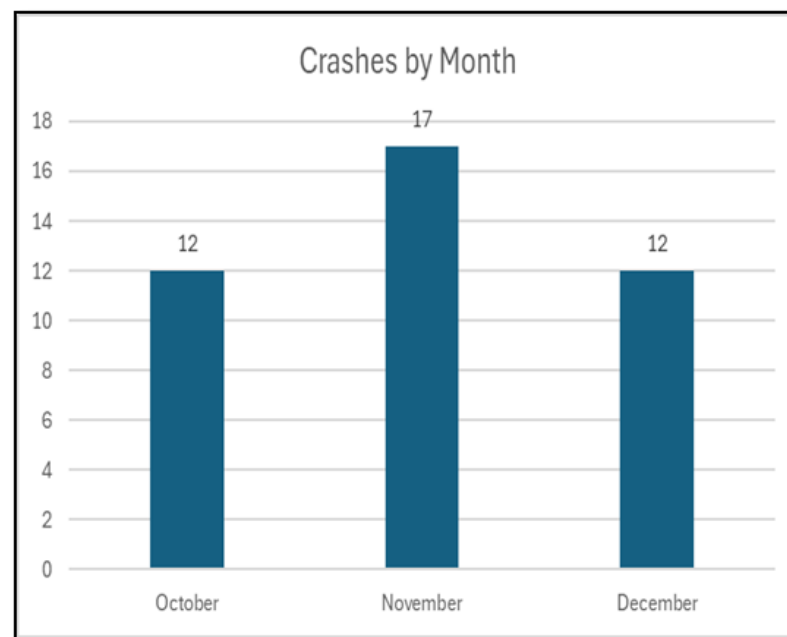


Quarterly Crash Report

The Marco Island Police Department collects crash information data quarterly to help determine which conditions, participants and circumstances are more likely to result in an accident. The heat map shows the geographic location of the areas with the highest concentration of reported crashes. Areas where crashes are more densely concentrated will appear on the heat map as a “hotter” location, indicated by red or orange color. Crashes that are more severe will also appear “hotter” to reflect a more severe accident occurrence.

On March 1, 2023, the Governor approved Senate Bill 1614, which expanded public records exemptions to Crash Reports and Uniform Traffic Citations. Due to this change, crash report data became exempt from public disclosure for 60 days after the date of the crash occurrence. Q4 crash data was available for review beginning on March 01, 2024.

In Q4 (October - December 2023), 41 crashes were reported within the municipal city limits of Marco Island. This quarter saw a slight increase in crashes as compared to Q3 (July - September 2023). Of the 41 reported crashes, 83% were non-injury related and 86% were in clear weather conditions. Most accidents were between 8am and 4pm, with concentrations on Thursdays and Fridays. Data showed that most of the accidents involved drivers in their 40s (40 – 49 years old) and that male drivers were responsible for 68% of accidents. November had the most crashes in Q4. There were 3 alcohol/ impaired driver related crashes in Q4, comprising 7% of total crash events. In Q4, there were 3 instances of bicycle-related crashes.



February Reserve / Auxiliary Program Activity Hours

Reserve and Auxiliary Police Officers are unpaid volunteers who are certified by the State of Florida to perform in the law enforcement role. These officers must meet the Department's and State of Florida's annual retraining / certification requirements. Reserve and Auxiliary personnel are required to volunteer a minimum of 16 hours per month. They perform a variety of functions for our department and community which are outlined in the chart below. Once a month Reserve and Auxiliary Officers have a staff meeting to review policy changes, attend training and address planning and logistical requirements.

Activity Type	February	January	Current Year 2024
Administrative	15	15	30
Background Investigations	0	0	0
Beach Patrol	0	0	0
Community Events	20	26	46
Investigations / Follow-up	0	0	0
Marine Patrol	0	0	0
Monthly Meeting	6	4	10
Park Patrol	0	0	0
Special Duty (Paid)	85	121	206
Special Duty (Unpaid)	0	0	0
Solo Patrol	0	0	0
2nd OFC Patrol	0	0	0
Program Coordination	15	15	30
Training	120	31	151
Weather Event	0	0	0
Other	0	0	0
Total	261	212	473

Special Duty Hours – Performance of Law Enforcement Duties Compensated by Outside Vendors

Special Details in February totaled 368 ↑ 106 hours from January.

- United Church Security 34 Hours
- Island Country Club Security 60 Hours
- Presbyterian Church Security 26 Hours
- MI Center for the Arts Traffic 12 Hours
- St Mark's Art Show Traffic 12 Hours
- San Marco Catholic Church Security/Traffic 36 Hours
- JCMC Concert Security 3 Hours
- Marco Island Academy Security 6 Hours
- Farmer's Market Traffic/Security 70 Hours
- Remodel Marco Concert Security 28 Hours
- Kiwanis Car Show Security 6 Hours
- Farmer's Market Security/Traffic 75 Hours

Training

- All department members completed training in Autism Spectrum Disorder Interviews and Stress Management and Mental Health.
- MIPD Sworn Officers completed training in Mental Health for Criminal Justice Officers, Discriminatory Policing and Traffic Stops, Taser Recertification, OC/CS Spray Recertification and Firearms Proficiency.



MIPD Officers attending Firearms Proficiency Training.

February Detective Bureau Monthly

Investigative Report

Cases Closed by Detective Bureau:

Suspicious Incident - Computer – Detectives took an initial report regarding an identity theft involving insurance fraud.

	Feb-24	Feb-23	24 vs. 23 Diff.
Closed	44	52	-15%
Cleared	4	12	-67%
Open	11	11	0%
Suspended	1	4	-75%
Total	60	79	-24%

Suspicious Incident - Computer – Detectives took an initial report regarding an unusual email. Contact with the person who sent it revealed that the author did not intend it to be taken seriously and was not a threat.

Suspicious Incident- Patrol Officers took an incident report where a women’s vehicle car door was left open. Subsequent investigation could not determine if a burglary had occurred since no items were missing.

Death Investigation- A suspicious death investigation from 2022 came to fruition when M.E. finally ruled cause of death as medical.

Death Investigation- A death investigation from 2023 was closed after M.E. ruled it as an overdose.

Fraud Impersonation Use ID W/O Consent VIC 60 YOA or Older- Patrol Officers took an initial report regarding the victim’s identity being used to open lines of credit. The victim was reimbursed. Detectives contacted other agencies regarding fraudulent credit card transactions in their jurisdictions and were advised they were unable to identify a suspect or did not meet criteria threshold.

Conveyance Burglary – After a follow-up investigation with subpoenaed records, unknown suspects remain unidentified.

Battery – The State Attorney declined to prosecute on an investigation submitted for review.

Grand Theft – Two bicycles were stolen and recovered; however, no surveillance video was available as it was too dark to identify the suspect(s).

Case Management		Arrests/Warrants/Prosecution/ Hearings	
Supplemental Reports	50	Warrant Checks	210
Det. Supervisor Review of Reports	70	Arrest Warrant Request	1
Det. Supervisor Evidence Log Processing	20	Contact with the State Attorney's Office	3
Initial Reports Written	9		
Exploratory (Collection / Documentation)		Follow up / Assists	
Evidence Submissions	13	Case Follow-Ups	57
Interviews	15	Bulletins Created/ Distributed	26
Videos Processed from WatchGuard	20	Other Agency Assists	1
Death Investigations	1	DCF Referrals	2
Extensive Crime Scene Processing	1	State Attorney/ Clerk of Court Trips	1
Subpeona Requests	3		
Search Warrants	2		
Child Protective Team Interviews	1		

February Marine Report

Marine officers observed an increase of boater traffic this month as the weather started to improve. Officers conducted several patrols near and around Marco Island which resulted in 30 vessel stops and 24 boater assists/contacts.

Officers also conducted vessel safety and sanitation inspections of anchored vessels in Smokehouse and Factory bays. All vessels were following Coast Guard regulations.

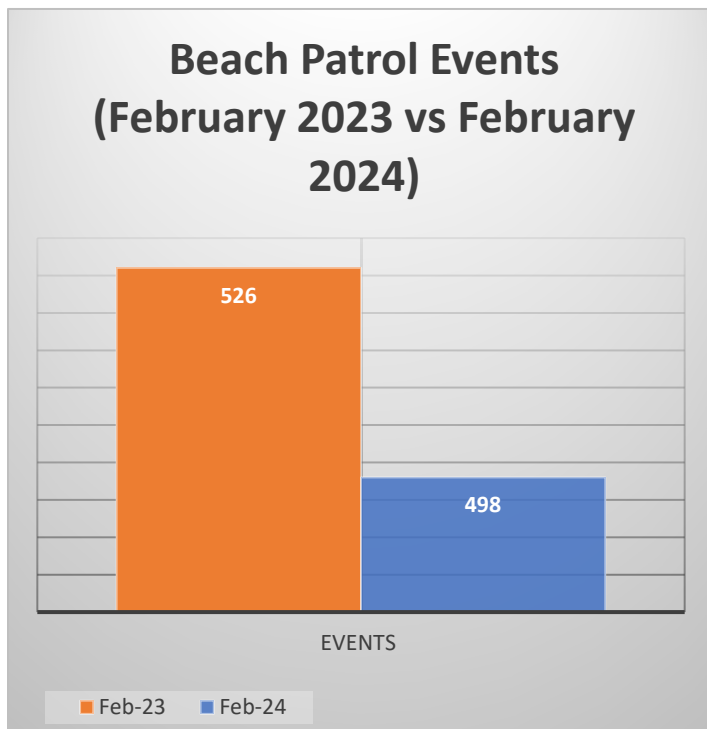
Marine Sergeant Montgomery and Officer Bob Marvin participated in a County wide MERT training and will take part in a practical MERT operation in the following months. Due to additional training requirements in the month of February, marine patrols were limited.

February 2024 Marine Incidents	Feb-24	Feb-23
Total events	371	499
Canal, Bay River and Gulf patrol	129	229
Patrols/ Business Checks	62	55
Vessel Stops	30	56
Citations/ Warnings	31	56
Sanitation inspections Factory Bay	6	2
Sanitation Inspections Smoke House Bay	5	1
Suspicious Vessels	0	4
MERT (Marine Emergency Response Team)	0	2
Assist Boater/Citizen Contacts	24	24
Resource Checks	6	4
Boater Safety Checks	16	7
Patrols/ Inspections of Marinas	62	58

Beach Report

February Events decreased 5% compared to events in February 2023.

Code Enforcement Officers' community engagement increased 55% compared to last month, whereas shorebird flushing decreased 50%. February also saw an increase for 911 calls, increasing 93%, likely due to visitors that are unaware of the non-emergency phone number.

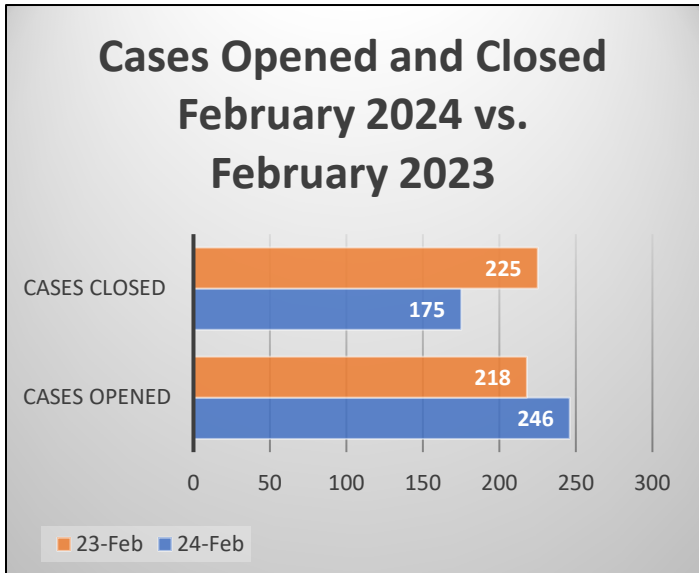
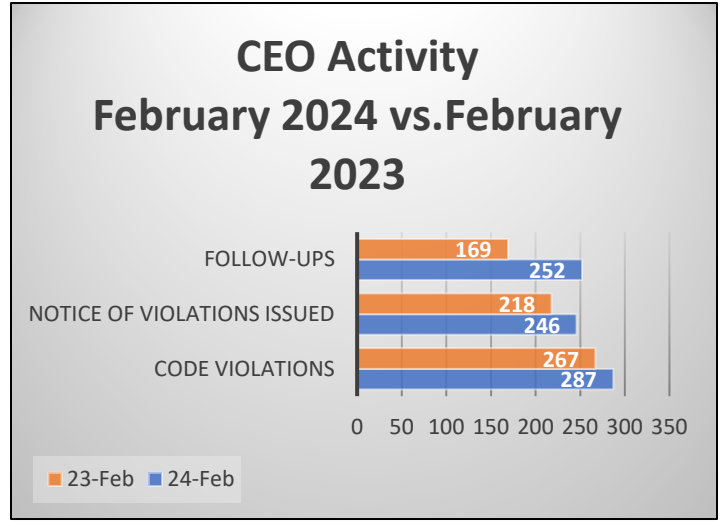
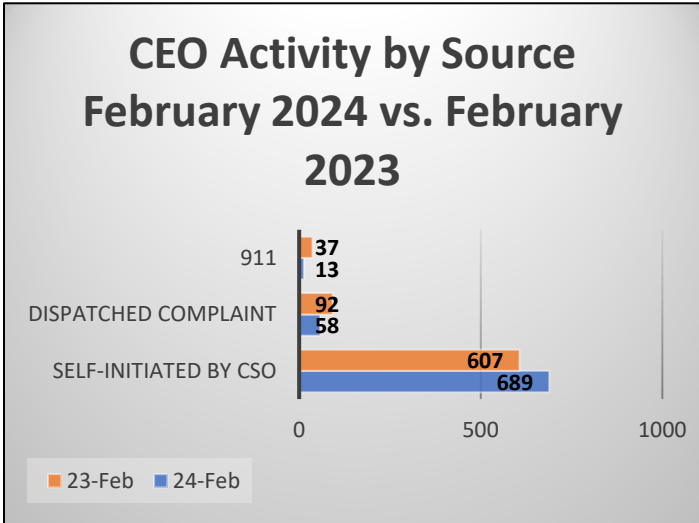


EVENTS:	
Patrol Activity	103
Information/Directions	89
Pick-up Litter and Debris	64
Youth Badge/Photo Op/Giveaways	59
Inspect/Check Beach Signs	42
Community Oriented Policing	40
911 Call Response	29
Shorebird Flushing	16
Dog on Beach	15
Injured/Sick Bird	6
Glass on Beach	6
Medical Call	5
Code	5
Detail	5
Bikes on Beach	3
Drones/Kites	2
Mert Call Assist	2
Vessel Assist	2
Suspicious	1
Traffic Stop	1
Property	1
Courtesy Transport	1
Missing Child/Adult	1

Code Enforcement:

In February, statistics continued to reflect higher numbers in enforcing parking ordinances. This covers infractions such as parking across the sidewalk and overnight parking in the swale. City residents often contact Code Enforcement regarding blocked sidewalks which impede the pedestrian right of way. Silt fence violations remain in higher numbers this month as well as trash ordinance violations. Cases regarding right of way obstructions were also prominent in number, and generally centered around obstructing the ROW with materials or items in the swale.

Code Enforcement Cases



TYPE OF VIOLATIONS	NUMBER OF VIOLATIONS
Parking Citations	56
Silt Fence	32
Trash on Swale	30
ROW Obstruction	27
Litter	19
Encroachments	17
Weeds	15
Irrigation	8
Parking on Unapproved Surface	8
RV Permit	7
Staging	6
Public Nuisance	6
Damaged Sidewalk	5
Boat and Boat Trailer parking	5
Trailer Parking	4
RV Parking	4
Illicit Discharge	4
Sidewalk Maintenance	3
Solicitor Permit	2
Signage	2
No Dumpster	2
Derelict Trailer /Vehicle	3
Activities Protected Species	1
Specific Noise Prohibitions	1
Work W/O a Permit	1
Boat Dock	1
Protection and Permitting Procedures	1
Prohibited Signs	1
No Address Numbers	1
Flagpoles	1
Fire Protection ID Markings	1
Noise Citation	1



Code Officer Anthony Ferraro successfully returned a lost dog to her owners.

February Special Magistrate Hearing

29 cases were scheduled for February 27th, 2024, Magistrate Hearing. 16% of the scheduled cases were related to illicit discharge violations. 13% of the scheduled cases were for working without a permit violation, and another 13% represented individuals contesting parking citations.

For more information regarding the Special Magistrate Hearings please visit:

<https://marcoisland.legistar.com/Calendar.aspx>

Code Enforcement Protected Species

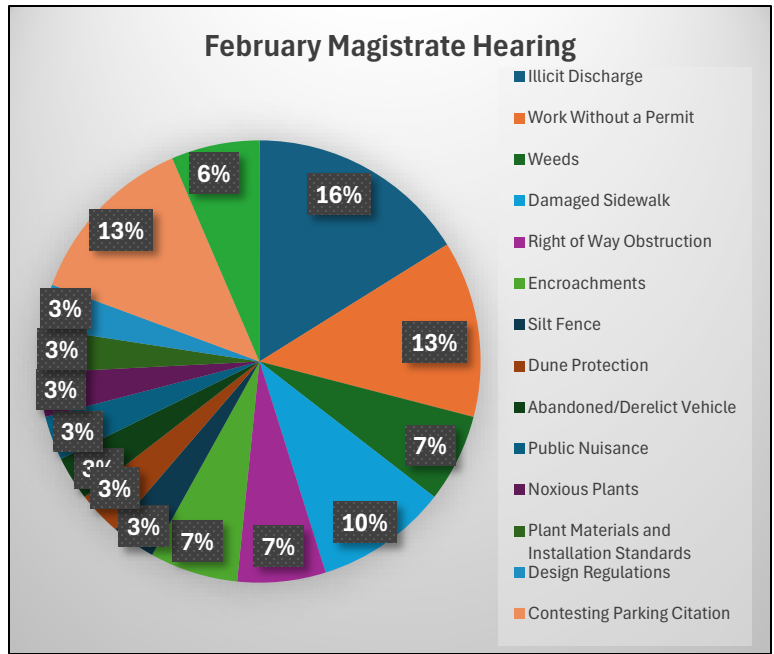
This month there were 17 cases involving burrowing owls. All violations were due to violations of protection zones. One case led to a notice of violation, one case had eight written warnings issued, and seven cases resulted in verbal warnings. All cases resulted in voluntary compliance. 8 of the 17 cases were unfounded. There was also one case involving vegetation near a gopher tortoise burrow being removed without a permit. Code Enforcement Officer Gary Miller rescued an injured Egret from the Island Country Club. The bird was transported from the Audubon of the Western Everglades to the Naples Conservancy for treatment. There were two cases involving manatees in the month of February 2024. The first was a vessel violation for a boater going too fast in a manatee protection zone. The other involved a call for what appeared to be two injured manatees. Upon investigation, a mother and her calf were nursing in a canal and were not injured.

Code Enforcement: Water Quality

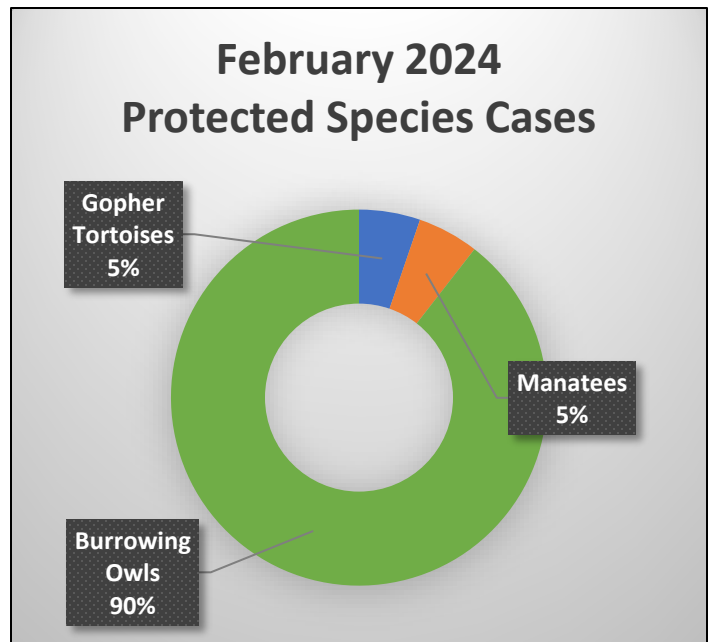
The Code Enforcement Department issued 37 Notices of MS4 violations during the month of February 2024.

33 of these violations were for missing or damaged silt fences. Of the 33, 26 were closed as Compliant, and 7 remain open and are scheduled for March/April Magistrate Hearing.

The remaining 4 violations were issued for Illicit Discharge. 2 were closed as complaint, while 2 remain open and are scheduled for March/April Magistrate Hearing.



This figure reflects the total number of violations and not the number of cases. This is to account for cases with multiple violations.



#Bettogether Highlight



Lieutenant Casabona attended the Marco Island "Just Friends Club" to give a talk on Situational Awareness and Personal Safety Tips.

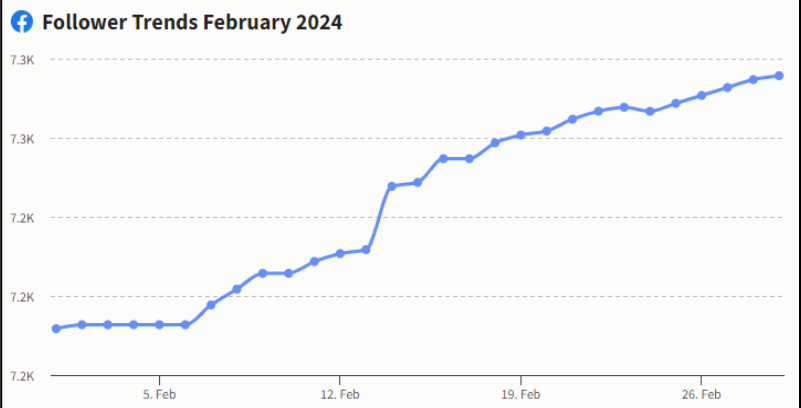


Number of followers for MIPD Facebook, Instagram, Twitter

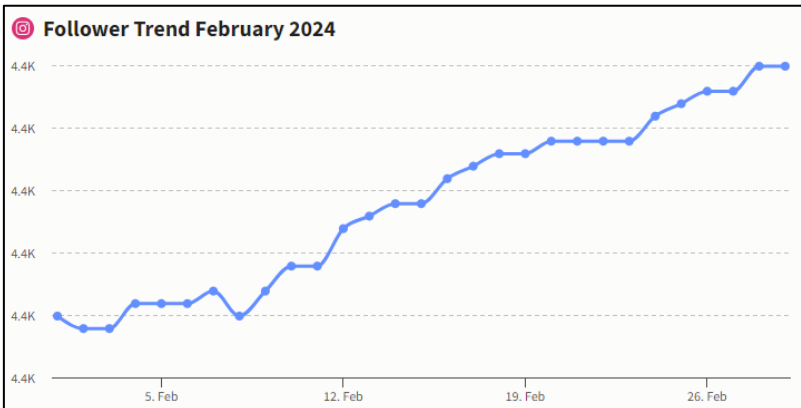
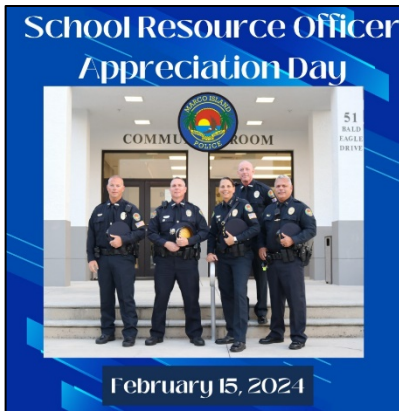
February Top Performing Posts



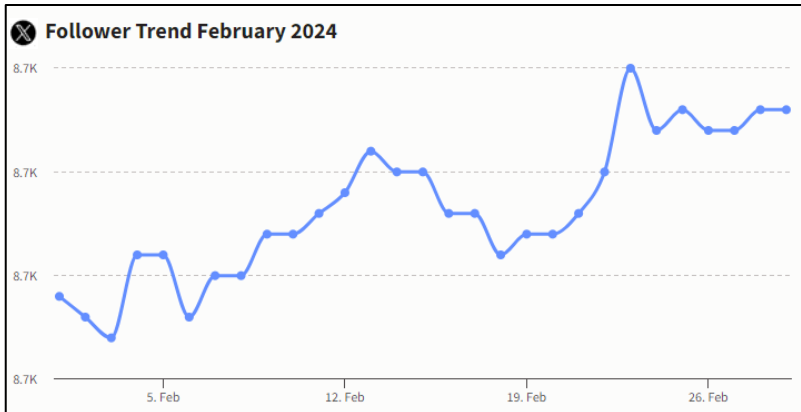
The Marco Island Police Department attended the Rotary Club of Marco Island Flags for Heroes ceremony on San Marco Rd.



February 15th, 2024 was National School Resource Officer Appreciation Day. MIPD honored SROs Guyer, McElroy, and Ashby.



The Marco Island Police Department reminds all residents and guests to fill in any holes dug while on the beach.



**Appendix:
February 2024 vs. February 2023**

	JAN	FEB	MAR	APR	MAY	JUN	JUL	AUG	SEP	OCT	NOV	DEC	
Community Oriented Policing Activities	2,024	1,621	1,889	1,932	2,053	2,145	2,218	1,833	1,805	2,121	1,941	2,004	2023
	1,780	1,733											2024
Extra Patrols	7,500	6,591	7,044	7,217	6,849	7,503	7,651	7,166	7,276	7,096	6,694	6,189	2023
	5,934	5,493											2024
Parking Complaints	25	78	94	56	47	26	103	51	31	48	44	16	2023
	50	84											2024
Noise Complaints	35	26	51	39	59	33	69	36	32	15	29	33	2023
	29	34											2024
Traffic Stops	657	592	550	604	515	523	688	521	472	525	419	392	2023
	479	331											2024
Noise Complaints Verified	1	0	2	2	6	1	3	5	7	-	5	2	2023
	3	0											2024
Traffic Citations	111	89	64	65	53	69	105	100	118	110	116	69	2023
	100	45											2024
Traffic, Parking & Vessel Written Warnings	146	152	152	139	67	175	357	182	158	172	165	59	2023
	95	116											2024
Vehicle Crash	48	44	44	32	25	9	29	23	9	17	25	14	2023
	32	24											2024
Criminal Cases - Open	11	15	12	8	12	10	10	10	5	5	13	6	2023
	9	11											2024
Criminal Cases - Closed	60	52	62	52	41	25	50	52	47	33	39	35	2023
	55	44											2024
Criminal Cases - Cleared	15	12	15	7	1	8	13	14	10	11	12	6	2023
	11	4											2024
Criminal Case - Follow-Ups	55	62	86	47	56	41	50	16	30	46	68	55	2023
	70	57											2024
Crime or Incident Reports Taken	99	79	97	72	79	56	76	80	67	54	78	48	2023
	85	60											2024
Persons Arrested	17	10	13	5	9	7	13	12	10	14	12	7	2023
	9	2											2024
Beach Patrol Events	534	626	718	566	661	599	697	191	527	534	451	471	2023
	487	498											2024
Marine Patrol Events	647	499	1,024	955	822	872	1,055	430	267	471	382	301	2023
	237	371											2024
Calls for Service	12,646	11,065	12,204	10,881	10,433	11,276	11,624	11,472	10,552	10,734	10,213	9,561	2023
	9,232	8,725											2024

Calls for Service data reflects activity captured in an agency's Computer-Aided Dispatch (CAD) System for any call (not per incident) that causes a police officer or code enforcement officer to take an action or expend agency resources, whether agency-initiated or citizen initiated.

Vehicle Count Daily Averages													
Jolley Bridge North bound	6,434	12,025											2024
	*NA	*NA											2023
Jolley Bridge South bound	8,427	12,120											2024
	*NA	*NA											2023

*Note: Data was unable to be retrieved January- May 2023 due to damages sustained by Hurricane Ian.