



# City of Marco Island

Meeting Date: March 4th, 2024  
To: City Council  
From: Chief Tracy L. Frazzano  
Through: Michael A. McNees, City Manager  
Re: January 2024 Monthly City Council Report

The Marco Island Police Department conducted a year in review to determine overall statistics for 2023. This allows for the Department to not only see all that we have accomplished throughout the year, but to understand trends in data to strategically allocate resources that better serve our community.

**In 2023, MIPD Officers:**

- Responded to approximately **133,000** calls for service.
- Completed **893** incident reports from community members and guests.
- Engaged in **23,500** Community Oriented Policing Activities.
- Conducted **85,000** extra patrols to ensure the safety of businesses and roadways.
- Responded to **7,725** Marine calls for service, an **18%** increase compared to 2022.

**Additional 2023 accomplishments include:**

- The MIPD Detectives Investigations Bureau cleared and closed around **672 cases**.
- The MIPD Code Enforcement Department investigated **4,100** code enforcement complaints and conducted **2,100** follow up investigations.
- MIPD Social Media accounts (Facebook, Twitter, and Instagram) reached **1.3 million users** in 2023 with a total of **20,000 fans and followers** across platforms and networks.

MIPD’s Police Officers, Code Enforcement Officers and Administrative Staff’s dedication to public safety, their service to the community and their commitment to excellence that makes Marco Island one of the safest and most beautiful places to call home.



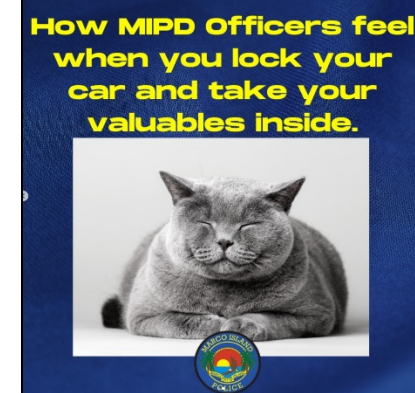
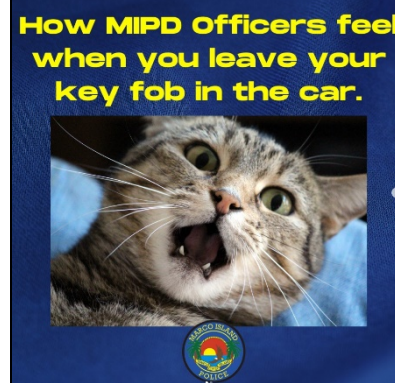
*MIPD Administrative Staff, Sworn Officers, and Code Enforcement Staff*

## January Police Activity

### Crime report:

In January 2024, 85 incidents were reported to the Marco Island Police Department. Total crimes against persons showed an increase of 17%. Property crimes decreased in January 2024 due to a significant reduction in thefts, however, the MIPD continues to receive reports of motor vehicle thefts. Miscellaneous crimes showed an increase due to a rise in instances of trespass warnings. In January 2024, crimes against society, including driving under the influence incidents and narcotics increased by 50%. The Marco Island Police Department had 9 arrests in January of 2024 for incidents including DUI, narcotics and narcotic equipment, simple assault, out of county warrants, and knowingly falsifying a report to a law enforcement officer.

| Jan-2024                          |                | Jan-2023                          |                | '24 v. '23  |
|-----------------------------------|----------------|-----------------------------------|----------------|-------------|
| Crimes against Persons            | # of incidents | Crimes against Persons            | # of incidents | Diff.       |
| Sex Offenses                      | 0              | Sex Offenses                      | 0              |             |
| Domestic Battery                  | 0              | Domestic Battery                  | 2              |             |
| Assault                           | 7              | Assault                           | 2              |             |
| Intimation/Stalking               | 0              | Intimation/Stalking               | 2              |             |
| <b>Total</b>                      | <b>7</b>       | <b>Total</b>                      | <b>6</b>       | <b>17%</b>  |
| <b>Property Crimes</b>            |                | <b>Property Crimes</b>            |                |             |
| Robbery                           | 1              | Robbery                           | 0              |             |
| Burglary                          | 0              | Burglary                          | 0              |             |
| Burglary Auto                     | 1              | Burglary Auto                     | 0              |             |
| Motor Vehicle Theft               | 2              | Motor Vehicle Theft               | 5              |             |
| Theft                             | 4              | Theft                             | 8              |             |
| Criminal Mischief/ Vandalism      | 2              | Criminal Mischief/ Vandalism      | 3              |             |
| Fraud                             | 0              | Fraud                             | 1              |             |
| <b>Total</b>                      | <b>10</b>      | <b>Total</b>                      | <b>17</b>      | <b>-41%</b> |
| <b>Misc. Crimes</b>               |                | <b>Misc. Crimes</b>               |                |             |
| Others (Trespass, Warrants, etc.) | 4              | Others (Trespass, Warrants, etc.) | 1              |             |
| Hit and Run                       | 1              | Hit and Run                       | 0              |             |
| Disorderly Intoxication           | 0              | Disorderly Intoxication           | 1              |             |
| Criminal Traffic                  | 0              | Criminal Traffic                  | 7              |             |
| Obstructing Officers              | 0              | Obstructing Officers              | 1              |             |
| Fleeing and Eluding               | 0              | Fleeing and Eluding               | 0              |             |
| <b>Total</b>                      | <b>4</b>       | <b>Total</b>                      | <b>10</b>      | <b>-60%</b> |
| <b>Crimes against Society</b>     |                | <b>Crimes against Society</b>     |                |             |
| DUI                               | 3              | DUI                               | 3              |             |
| Narcotics                         | 3              | Narcotics                         | 1              |             |
| <b>Total</b>                      | <b>6</b>       | <b>Total</b>                      | <b>4</b>       | <b>50%</b>  |
| <b>Other Incidents</b>            |                | <b>Other Incidents</b>            |                |             |
| Marchman Act                      | 1              | Marchman Act                      | 2              |             |
| Baker Act                         | 0              | Baker Act                         | 2              |             |
| Operation Medicine Cabinet        | 2              | Operation Medicine Cabinet        | 1              |             |
| Non-Criminal incidents            | 56             | Non-Criminal incidents            | 58             |             |
| <b>Total</b>                      | <b>59</b>      | <b>Total</b>                      | <b>63</b>      | <b>-6%</b>  |



**MIPD launched a social media campaign centered around car break-in and motor vehicle theft prevention in response to reports of vehicles being burglarized while left unlocked and with key fobs inside.**

Note: Multiple criminal offenses may have occurred within some incidents.

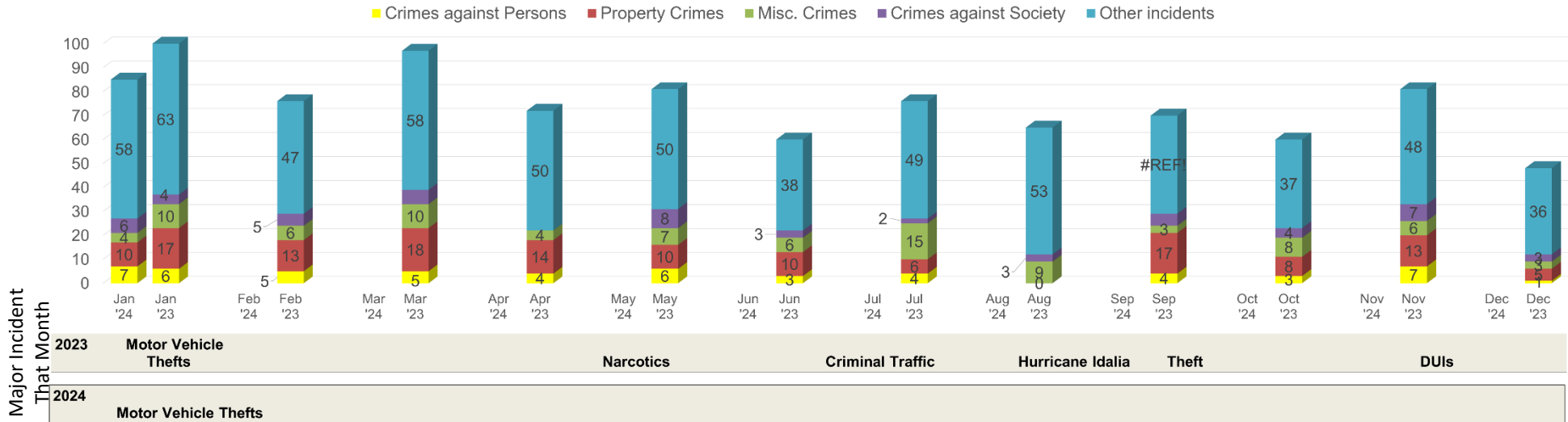
This reporting aligns with new crime data collection requirements from the Florida Department of Law Enforcement and the FBI. This announcement for crime reporting was covered in the February 2022 monthly report.

Non-criminal incidents are reports that do not have a criminal offense or are information reports. Examples include fraud cases (outside of Marco Island jurisdiction), other agency assists, lost and found items and medical assists.

## 2023 vs 2024 Incident Crime Trends

In January 2024, there were 56 non-criminal incidents reported. 18% of non-criminal incident reports were comprised of suspicious activities. 13% of non-criminal incident reports were due to domestic disturbances, with no crimes occurring. 6% of reports were referencing assistance to other agencies including Collier EMS, Marco Island Fire Department, and other law enforcement agencies. 25% of non-criminal incident reports are for lost and found property.

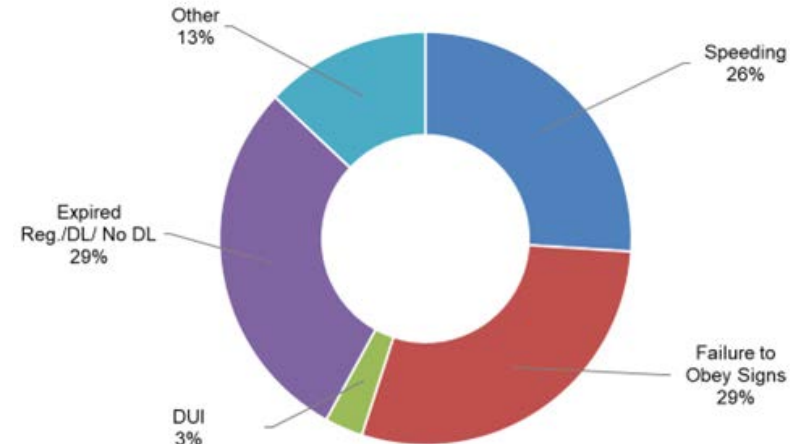
### 2024 v. 2023 Incident Trends



## January Traffic Patrol

In January 2024, there were 191 traffic citations and warnings issued by the Marco Island Police Department. Of the citations issued, 29% were for failure to obey traffic signs or traffic lights. 26% were due to an excess in posted speed. 29% of citations were for operating a motor vehicle with an expired registration or driver's license. Other citations issued were for violations including safety belt infractions, improper passing, and illegal U-turns. In January 2024, the Marco Island Police Department arrested 3 people for traffic violations. All the 3 arrests were for DUIs. 7 licenses were seized during traffic stops due to suspensions or revocations.

January 2024  
Citations Offenses vs Total Traffic  
Citations Written




## January Reserve / Auxiliary Program Activity Hours

Reserve and Auxiliary Police Officers are unpaid volunteers who are certified by the State of Florida to perform in the law enforcement role. These officers must meet the Department's and State of Florida's annual retraining / certification requirements. Reserve and Auxiliary personnel are required to volunteer a minimum of 16 hours per month. They perform a variety of functions for our department and community which are outlined in the chart below. Once a month Reserve and Auxiliary Officers have a staff meeting to review policy changes, attend training and address planning and logistical requirements.

| Activity Type              | January | December | Current Year 2024 |
|----------------------------|---------|----------|-------------------|
| Administrative             | 15      | 12       | 15                |
| Background Investigations  | 0       | 0        | 0                 |
| Beach Patrol               | 0       | 0        | 0                 |
| Community Events           | 26      | 50       | 26                |
| Investigations / Follow-up | 0       | 0        | 0                 |
| Marine Patrol              | 0       | 0        | 0                 |
| Monthly Meeting            | 4       | 7        | 4                 |
| Park Patrol                | 0       | 3        | 0                 |
| Special Duty (Paid)        | 121     | 82       | 121               |
| Special Duty (Unpaid)      | 0       | 0        | 0                 |
| Solo Patrol                | 0       | 0        | 0                 |
| 2nd OFC Patrol             | 0       | 0        | 0                 |
| Program Coordination       | 15      | 15       | 15                |
| Training                   | 31      | 7        | 31                |
| Weather Event              | 0       | 0        | 0                 |
| Other                      | 0       | 0        | 0                 |
| Total                      | 212     | 176      | 212               |

## Special Duty Hours – Performance of Law Enforcement Duties Compensated by Outside Vendors

Special Details in January totaled 262  1 hour from December.

- United Church Security 26 Hours
- Island Country Club Security 84 Hours
- Presbyterian Church Security 18.5 Hours
- MI Center for the Arts Traffic 12 Hours
- JW Marriott Security 21.5 Hours
- St Mark's Art Show Traffic 12 Hours
- San Marco Catholic Church Security/Traffic 15 Hours
- JCMC Concert Security 3 Hours
- Farmer's Market Traffic/Security 70 Hours

## Training

- All department members completed training in Sexual Harassment Awareness, Workplace Stress, Workplace Diversity and Workplace Bullying Awareness.
- MIPD Sworn Officers and Code Enforcement Officers Completed Training in Exposure control and personal protective equipment.

## Employees News

- Marine Officer Bob Marvin was recognized by the City Council for 10 years of service to the MIPD.
- The MIPD Code Enforcement Department welcomed Ronald Hofsteadter as our newest Code Officer.
- MIPD welcomed Raymond Leshinger as our newest Reserve/ Auxiliary Officer.



*Reserve/ Auxiliary Officer  
Ray Leshinger and Chief  
Tracy Frazzano*

**January Detective Bureau Monthly Investigative Report**

**Cases Closed by Detective Bureau:**

**Death Investigation** – The final Medical Examiner’s report was received which confirmed cause of death as suicide.

**Burglary Conveyance** – A vessel burglary investigation is inactive pending future identification of a DNA profile developed from crime scene processing.

**Cyber Tip**- A cyber tip came in suspecting a 15-year-old may have received pornographic material. Subsequent investigation with contact of the minor and parents determined this was unfounded.

**Suspicious Incident** – A property owner reported their seasonal renter may have had their rental car ransacked. The case was closed due to lack of cooperation.

**Strong Arm Robbery** – A victim was intimidated into giving a small amount of cash to the suspect. After all leads were pursued, the case was deemed inactive.

**Grand Theft Auto** – A stolen vehicle was located in Collier County. Case inactive pending CSI.

**Burglary to a Conveyance** – A vehicle left unlocked was ransacked. Case inactive.

**Grand Theft** – A victim was unable to identify the suspect in photo array. Case inactive.

**Petit Theft** – A suspect was interviewed which resulted in no probable cause for charges. Case inactive.

**Hit and Run Crash** – A video obtained did not show the crash, and the involved vehicle remains unidentified. Case inactive.

|           | Jan-24 | Jan-23 | 24 vs. 23 Diff. |
|-----------|--------|--------|-----------------|
| Closed    | 55     | 60     | -8%             |
| Cleared   | 11     | 15     | -27%            |
| Open      | 9      | 11     | -18%            |
| Suspended | 10     | 10     | 0%              |
| Total     | 85     | 96     | -11%            |

**Criminal Mischief** – A mailbox was damaged. A neighborhood canvass resulted in no camera footage or witnesses. Case inactive.

**Aggravated Battery**- The victim did not wish to pursue criminal charges at this time. Case closed.

**Suspicious Incident** – A report was written documenting property damage to mailbox. Case closed.

**Suspicious Incident**- A suspicious male taking photos of school. Upon further investigation, suspect was a tourist from Italy. Case closed.

**Criminal Mischief**- Report of property damage to doorknob at condo unit with no surveillance cameras and no further leads. Case inactive.

**Cyber Tip**- A Cyber Tip came in through ICAC regarding a Marco Island resident communicating with an out of state victim. The victim is uncooperative. An interview was conducted with the suspect. Probable cause for charges does not exist. Case closed.

**Fraud / Assist other Agency**- An unknown suspect(s) opened credit lines under victims’ identity and made credit card transactions at retail stores outside of Marco Island’s jurisdiction. Contact was made with those corresponding law enforcement agencies regarding the fraudulent transactions. After extensive investigation, no further leads were developed. Case inactive.

**Obstructing Justice-Harassing Witness** – An arrest warrant was denied regarding text communications sent to witnesses regarding testimony in a petit theft.

| Case Management                          |    | Arrests/Warrants/Prosecution/ Hearings   |     |
|--|----|--|-----|
| Supplemental Reports                     | 73 | Warrant Checks                           | 192 |
| Det. Supervisor Review of Reports        | 76 | Arrest Warrant Request                   | 3   |
| Det. Supervisor Evidence Log Processing  | 24 | Contact with the State Attorney's Office | 1   |
| Initial Reports Written                  | 8  |  |     |
| Exploratory (Collection / Documentation) |    | Follow up / Assists                      |     |
| Evidence Submissions                     | 8  | Case Follow-Ups                          | 70  |
| Interviews                               | 18 | Bulletins Created/ Distributed           | 37  |
| Videos Processed from WatchGuard         | 34 | Other Agency Assists                     | 2   |
| Death Investigations                     | 1  |  |     |
| Extensive Crime Scene Processing         | 2  |  |     |
| Subpeona Requests                        | 4  |  |     |
| Neighborhood Canvass                     | 4  |  |     |

## January Marine Report

Marine officers observed a steady decrease in boater traffic on Marco Island waterways and transient vessels at anchorage in Smoke House and Factory Bays during the month of January. Inclement weather kept citizen boat traffic to a minimum and significantly impacted patrol activities in January 2024.

Officers conducted vessel safety and sanitation inspections of anchored vessels in Smokehouse and Factory bays. All vessels were following Coast Guard regulations.

The marine unit drafted a crash report for a no wake sign that was damaged by a cruise ship. The sign was retrieved by marine officers and public works was notified of the damage. All parties have shared their information and plans to repair/replace the sign are in the works.

Both boats have been serviced this Month and are in good working order.

## Beach Report

January 2024 beach events decreased 8% compared to January 2023 due to colder weather effecting beach conditions. This month, there was a significant increase in patrol activity due to instances of dog on the beach and shorebird flushing violations.

On January 4<sup>th</sup> while on beach patrol, our Code Officers Warder and Miller responded to a Pelican in distress. They were able to assist the Pelican and turn him over to the Naples Conservancy for treatment.



| January 2024 Marine Incidents          | Jan-24 | Jan-23 |
|--|--------|--------|
| Total events                           | 237    | 647    |
| Canal, Bay River and Gulf patrol       | 20     | 289    |
| Patrols/ Business Checks               | 92     | 70     |
| Vessel Stops                           | 11     | 77     |
| Citations/ Warnings                    | 4      | 84     |
| Sanitation inspections Factory Bay     | 6      | 5      |
| Sanitation Inspections Smoke House Bay | 5      | 7      |
| Suspicious Vessels                     | 0      | 0      |
| MERT (Marine Emergency Response Team)  | 1      | 4      |
| Assist Boater/Citizen Contacts         | 20     | 23     |
| Resource Checks                        | 15     | 6      |
| Boater Safety Checks                   | 13     | 17     |
| Patrols/ Inspections of Marinas        | 50     | 65     |



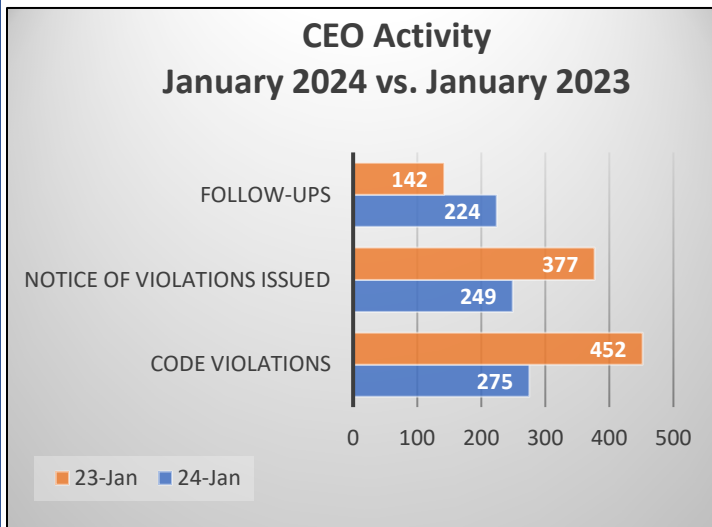
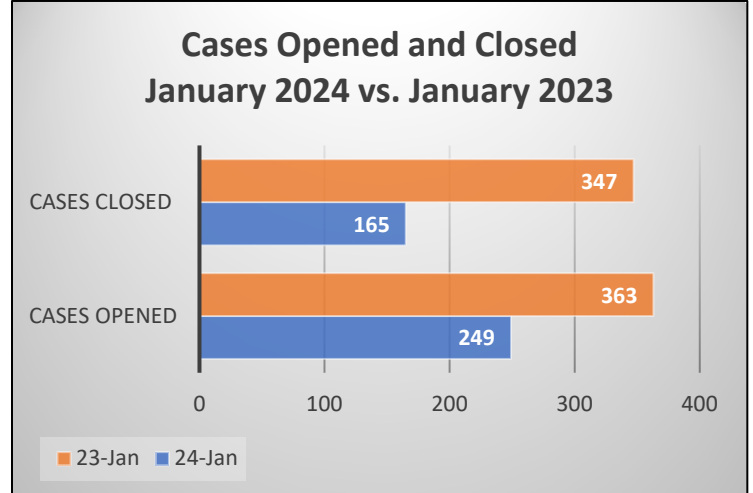
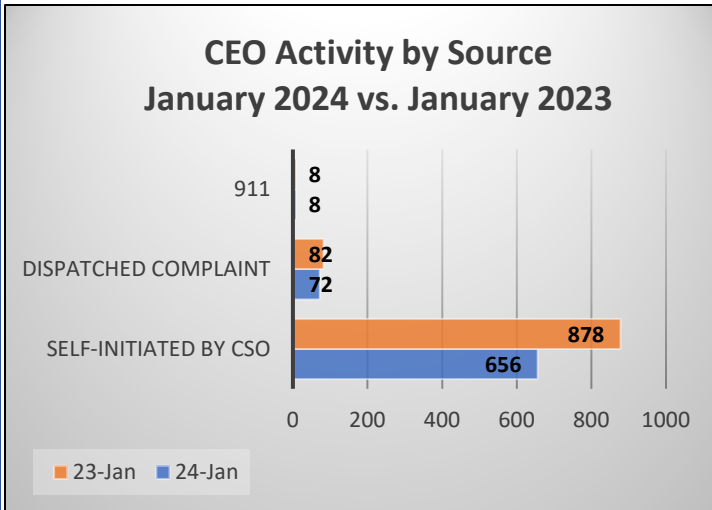
**Marine Officer Bob Marvin celebrated 10 years of service at this month's City Council meeting.**

| EVENTS:                        |     |
|--------------------------------|-----|
| Patrol Activity                | 118 |
| Pick-up Litter and Debris      | 72  |
| Information/Directions         | 71  |
| Community Oriented Policing    | 44  |
| Inspect/Check Beach Signs      | 40  |
| Youth Badge/Photo Op/Giveaways | 38  |
| Shorebird Flushing             | 30  |
| Dog on Beach                   | 23  |
| 911 Call Response              | 15  |
| Injured/Sick Bird              | 9   |
| Bikes on Beach                 | 6   |
| Glass on Beach                 | 5   |
| Suspicious                     | 4   |
| Assist                         | 4   |
| Follow Up                      | 3   |
| Medical Call                   | 2   |
| Courtesy Transport             | 1   |
| Code                           | 1   |
| Drones/Kites                   | 1   |

**Code Enforcement:**

In January, the Code Enforcement Department continued to address an array of issues impacting the residents of Marco Island including enforcing parking ordinances for instances of blocking sidewalks resulting in no access for pedestrians, wheelchairs, bikes, or strollers. The Code Department also addressed recurring violations for failing to retain soil integrity with the use of silt fences, which reduce waterway pollutants. Trash ordinance compliance represented the largest volume of code violations. Our officers also engage in protection efforts for various island animal species as well as assisting in the reunion of lost pets.

**Code Enforcement Cases**



| Type of Violation                       | Number of Violations |
|---|----------------------|
| Trash on Swale                          | 63                   |
| Parking Citation                        | 23                   |
| Silt Fence                              | 17                   |
| Litter and Debris                       | 16                   |
| Right of Way Obstruction                | 15                   |
| Irrigation                              | 11                   |
| Encroachments                           | 10                   |
| Weeds                                   | 10                   |
| Abandoned or Derelict Vehicle           | 7                    |
| Boat and Boat Trailer Parking           | 7                    |
| Trailer Parking                         | 7                    |
| Work Without a Permit                   | 7                    |
| Parking on Unapproved Surface           | 6                    |
| Public Nuisance                         | 6                    |
| RV Permit                               | 6                    |
| Trash Citation                          | 4                    |
| Illicit Discharge                       | 4                    |
| Parking and Storage of Certain Vehicles | 4                    |
| Prohibited Exotic Vegetation Removal    | 4                    |
| Damaged Sidewalk                        | 3                    |
| Noise Violation                         | 3                    |
| RV Parking                              | 3                    |
| Staging                                 | 3                    |
| Boat Dock                               | 2                    |
| Protection and Permitting               | 2                    |
| Vehicle for Sale Sign Without a Permit  | 2                    |
| Activity Within a Protection Zone       | 1                    |
| Noise Citation                          | 1                    |
| Dune Protection                         | 1                    |
| Fire Protection ID Marking              | 1                    |
| Lighting                                | 1                    |
| Signage                                 | 1                    |
| Stormwater Pollution                    | 1                    |



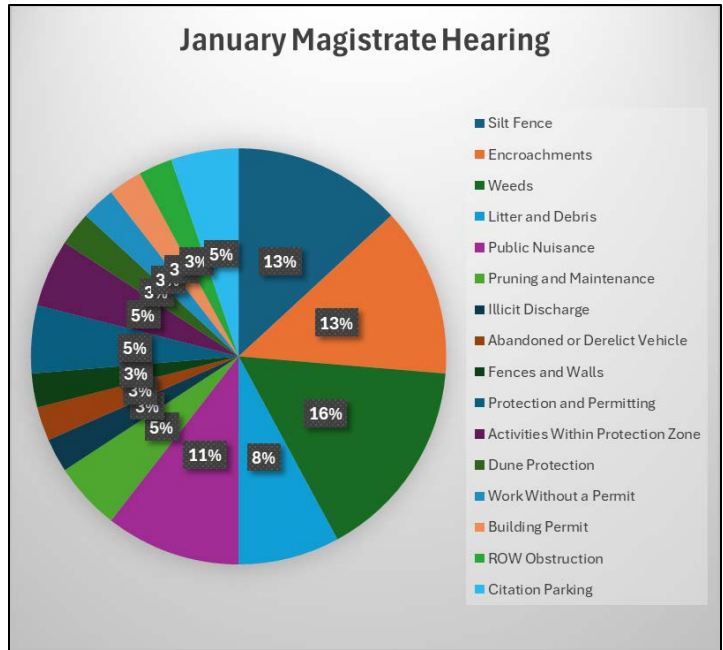
**MIPD welcomed Ronald Hofstadter to our Code Enforcement Department.**

## January Special Magistrate Hearing

29 Cases were scheduled for the January 30th, 2024, Magistrate Hearing. 16% of the scheduled cases were related to tall weeds and grass violations. 13% of the scheduled cases were for silt fence violations and another 13% represented encroachment related violations.

For more information regarding the Special Magistrate Hearings please visit:

<https://marcoisland.legistar.com/Calendar.aspx>



This figure reflects the total number of violations and not the number of cases. This is to account for cases with multiple violations.

## Code Enforcement Protected Species

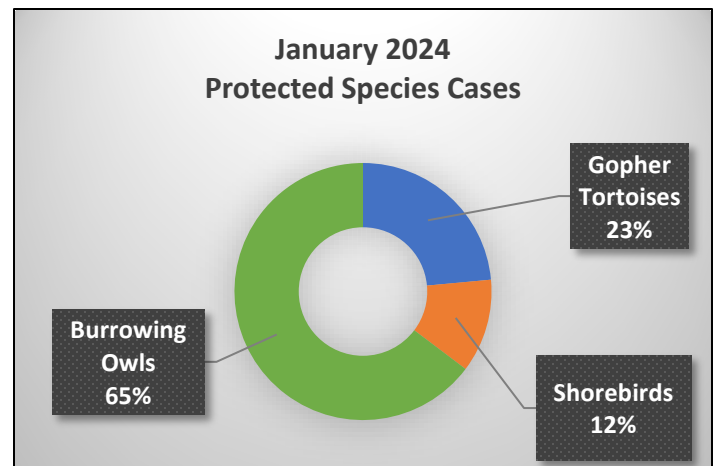
This month there were nine cases involving protection zone violations where vehicles were parked too close to burrows. Eight of these were handled with verbal warnings and one resulted in a NOV being issued. There were two cases involving silt fences being down around the burrows. One resulted in a NOV and compliance while the other was resolved by removal of construction. There was one case in which a new burrow was observed on a construction lot. AWE was notified and a perch was put near the burrow and an NOV was issued for a silt fence to be installed. An NOV was also issued for sand too close to a burrow. Additionally, officers responded to a call of a burrowing owl that was hit by a car. Unfortunately, the owl died as a result of the incident and AWE was notified.

This month there were 4 cases involving Gopher Tortoises. All cases involved protection zone violations. Three cases resulted in verbal warnings, education, and immediate compliance. One case involved intentional disturbing of burrows and was referred to FWC and AWE for follow up.

On the beach, Code responded to two cases involving people flushing the resting birds. They were given verbal warnings and educated why this is not allowed. One person was seen feeding the gulls and was issued a verbal warning and education. One male was observed harassing the gulls by swinging a towel at them to keep them away from his food. Verbal warning and education was provided. There was one injured pelican and one injured cormorant that were rescued and turned over to AWE. Two birds were found dead on the beach and notification to AWE was made.

## Code Enforcement: Water Quality

During January 2024, the Code Enforcement Department issued 22 Notices for MS4 violations. Of the 22 Notices issued, 17 violations were for missing or damaged silt fences. 12 silt fence cases were closed upon compliance, and 5 of the remaining Open/Non-Compliant cases will be scheduled for the next magistrate hearing. 5 violations were issued for Illicit Discharge. 1 case was closed compliant while the remaining 4 Open/Non-Compliant cases will be scheduled for the next magistrate hearing.





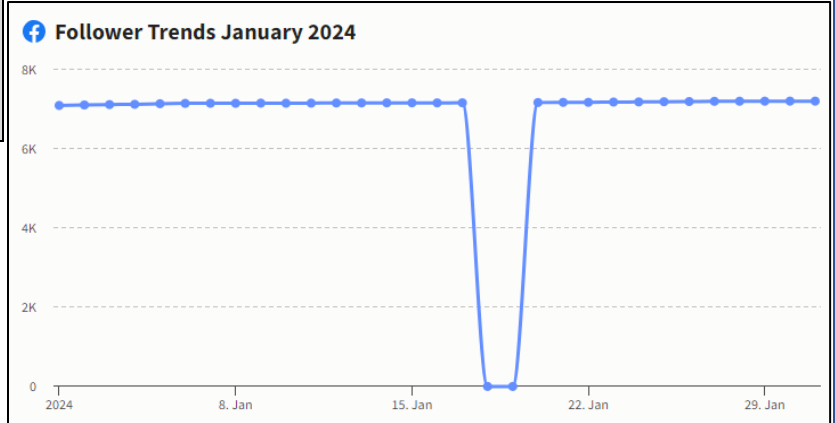
**#Bettogether Highlight**



SRO Guyer assisted Tommie Barfield Elementary with Literacy week where students were encouraged to dress up as their favorite leader or influential person.



**Number of followers for MIPD  
Facebook, Instagram, Twitter**



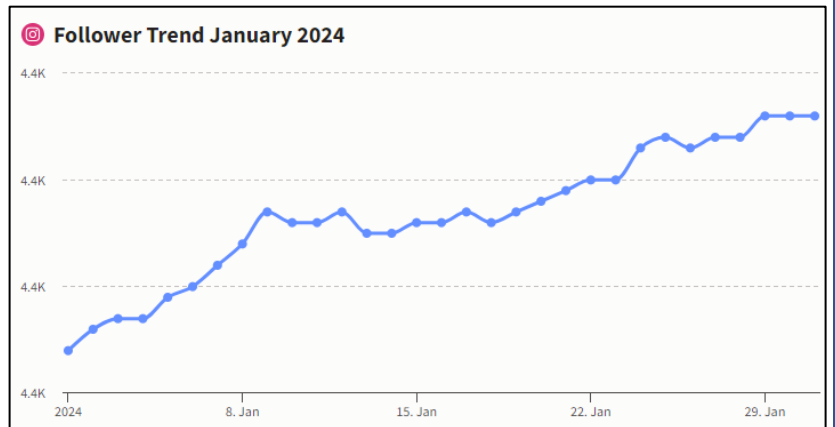
\*\* Hootsuite's Facebook data analytics lost connectivity on January 18<sup>th</sup> and 19<sup>th</sup>, 2024 resulting in no follower data during these days.  
\*\*

**January Top Performing Posts**

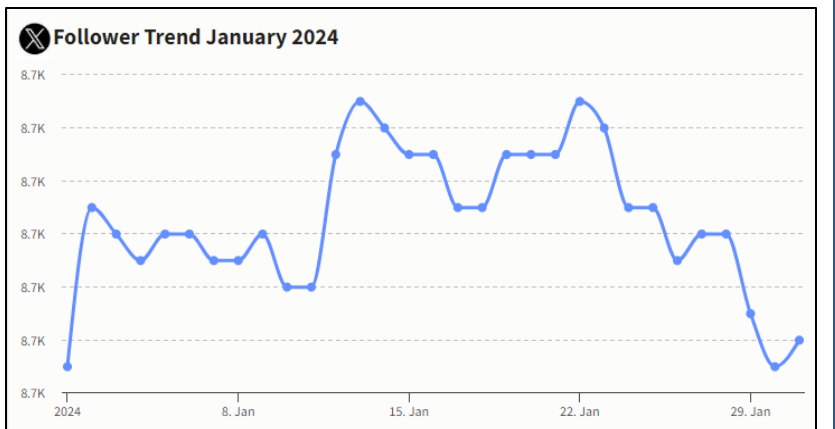


**The MIPD recognized Officers during Law Enforcement Appreciation Day.**

**MIPD won gold in the women's league at the Marco Island Police Foundation Pickleball Slammer**



**Code Enforcement Officers reminded the community not to leave fish remains on the beach to protect Pelicans.**



**Appendix:  
January 2024 vs. January 2023**

|  | JAN    | FEB    | MAR    | APR    | MAY    | JUN    | JUL    | AUG    | SEP    | OCT    | NOV    | DEC   |      |
|--|--------|--------|--------|--------|--------|--------|--------|--------|--------|--------|--------|-------|------|
| Community Oriented Policing Activities     | 2,024  | 1,621  | 1,889  | 1,932  | 2,053  | 2,145  | 2,218  | 1,833  | 1,805  | 2,121  | 1,941  | 2,004 | 2023 |
|  | 1,780  |        |        |        |        |        |        |        |        |        |        |       | 2024 |
| Extra Patrols                              | 7,500  | 6,591  | 7,044  | 7,217  | 6,849  | 7,503  | 7,651  | 7,166  | 7,276  | 7,096  | 6,694  | 6,189 | 2023 |
|  | 5,934  |        |        |        |        |        |        |        |        |        |        |       | 2024 |
| Parking Complaints                         | 25     | 78     | 94     | 56     | 47     | 26     | 103    | 51     | 31     | 48     | 44     | 16    | 2023 |
|  | 50     |        |        |        |        |        |        |        |        |        |        |       | 2024 |
| Noise Complaints                           | 35     | 26     | 51     | 39     | 59     | 33     | 69     | 36     | 32     | 15     | 29     | 33    | 2023 |
|  | 29     |        |        |        |        |        |        |        |        |        |        |       | 2024 |
| Traffic Stops                              | 657    | 592    | 550    | 604    | 515    | 523    | 688    | 521    | 472    | 525    | 419    | 392   | 2023 |
|  | 479    |        |        |        |        |        |        |        |        |        |        |       | 2024 |
| Noise Complaints Verified                  | 1      | 0      | 2      | 2      | 6      | 1      | 3      | 5      | 7      | -      | 5      | 2     | 2023 |
|  | 3      |        |        |        |        |        |        |        |        |        |        |       | 2024 |
| Traffic Citations                          | 111    | 89     | 64     | 65     | 53     | 69     | 105    | 100    | 118    | 110    | 116    | 69    | 2023 |
|  | 100    |        |        |        |        |        |        |        |        |        |        |       | 2024 |
| Traffic, Parking & Vessel Written Warnings | 146    | 152    | 152    | 139    | 67     | 175    | 357    | 182    | 158    | 172    | 165    | 59    | 2023 |
|  | 95     |        |        |        |        |        |        |        |        |        |        |       | 2024 |
| Vehicle Crash                              | 48     | 44     | 44     | 32     | 25     | 9      | 29     | 23     | 9      | 17     | 25     | 14    | 2023 |
|  | 32     |        |        |        |        |        |        |        |        |        |        |       | 2024 |
| Criminal Cases - Open                      | 11     | 15     | 12     | 8      | 12     | 10     | 10     | 10     | 5      | 5      | 13     | 6     | 2023 |
|  | 9      |        |        |        |        |        |        |        |        |        |        |       | 2024 |
| Criminal Cases - Closed                    | 60     | 52     | 62     | 52     | 41     | 25     | 50     | 52     | 47     | 33     | 39     | 35    | 2023 |
|  | 55     |        |        |        |        |        |        |        |        |        |        |       | 2024 |
| Criminal Cases - Cleared                   | 15     | 12     | 15     | 7      | 1      | 8      | 13     | 14     | 10     | 11     | 12     | 6     | 2023 |
|  | 11     |        |        |        |        |        |        |        |        |        |        |       | 2024 |
| Criminal Case - Follow-Ups                 | 55     | 62     | 86     | 47     | 56     | 41     | 50     | 16     | 30     | 46     | 68     | 55    | 2023 |
|  | 70     |        |        |        |        |        |        |        |        |        |        |       | 2024 |
| Crime or Incident Reports Taken            | 99     | 79     | 97     | 72     | 79     | 56     | 76     | 80     | 67     | 54     | 78     | 48    | 2023 |
|  | 85     |        |        |        |        |        |        |        |        |        |        |       | 2024 |
| Persons Arrested                           | 17     | 10     | 13     | 5      | 9      | 7      | 13     | 12     | 10     | 14     | 12     | 7     | 2023 |
|  | 9      |        |        |        |        |        |        |        |        |        |        |       | 2024 |
| Beach Patrol Events                        | 534    | 626    | 718    | 566    | 661    | 599    | 697    | 191    | 527    | 534    | 451    | 471   | 2023 |
|  | 487    |        |        |        |        |        |        |        |        |        |        |       | 2024 |
| Marine Patrol Events                       | 647    | 499    | 1,024  | 955    | 822    | 872    | 1,055  | 430    | 267    | 471    | 382    | 301   | 2023 |
|  | 237    |        |        |        |        |        |        |        |        |        |        |       | 2024 |
| Calls for Service                          | 12,646 | 11,065 | 12,204 | 10,881 | 10,433 | 11,276 | 11,624 | 11,472 | 10,552 | 10,734 | 10,213 | 9,561 | 2023 |
|  | 9,232  |        |        |        |        |        |        |        |        |        |        |       | 2024 |

Calls for Service data reflects activity captured in an agency's Computer-Aided Dispatch (CAD) System for any call (not per incident) that causes a police officer or code enforcement officer to take an action or expend agency resources, whether agency-initiated or citizen initiated.

| Vehicle Count Daily Averages |       |  |  |  |  |  |  |  |  |  |  |  |      |
|------------------------------|-------|--|--|--|--|--|--|--|--|--|--|--|------|
| Jolley Bridge North bound    | 6,434 |  |  |  |  |  |  |  |  |  |  |  | 2024 |
| Jolley Bridge South bound    | 8,427 |  |  |  |  |  |  |  |  |  |  |  | 2024 |



*MIPD staff won overall high at the Rose Memorial Clay Shooting competition this January.*