



City of Marco Island

Meeting Date: September 6, 2022
To: City Council
From: Chief Tracy L. Frazzano
Through: Michael A. McNees, City Manager
Re: July 2022 Monthly City Council Report

The Marco Island Police Department and Community Service Officers successfully managed over 1,600 events during the July 4 weekend (July 1 – July 4). In preparation for the 4th of July celebrations, MIPD proactively ran a series of social media posts that promoted awareness behind the Island’s fireworks ordinance. Both Police and Community Service Officers had a heightened presence on the beach and water to ensure the community celebrated the holiday safely. Marco Island Police Department’s own Captain America joined our officers with a beach parade and helped educate beach goers in a fun way about the City’s firework and beach ordinances.



Throughout the year, our officers perform scenario-based training, which includes exercises addressing targeted violence. Prior to school opening, our officers conduct on-site, incident-based operations for active shooter situations in each of the Island’s three schools. Exercises are designed to prepare our officers for quick and confident responses to an incident. Officers execute tactics they learned from previous training sessions, such as team coordination with each other and emergency medical services (Marco Island Fire and Rescue), communication and movement, rapid clearing techniques and reunifications processes. Upon completion of each exercise, Command Staff and Officers meet to apply lessons learned and operational recommendations. Members of the department also collaborate with school administrators for building security considerations and safety protocols.

In addition to safety exercises, officers also attend the annual FASRO conference (Florida Association of School Resource Officer) that occurs in July. This conference covers legal updates, safety measures and best practices for law enforcement with schools. FASRO is the largest school policing organization in the country with over 1000 members. This year, additional attention was dedicated to topics concerning preparedness and response to violent behavior with special guest speakers from the Boston Police Department and the FBI.

July Police Activity

Crime report:

91 incident reports were written in the month of June. The number of criminal offenses decreased 25% versus the same time period last year; this is primarily due to a decrease in the amount of criminal traffic activity. In July 2022, the Marco Island Police Department arrested 12 individuals for offenses including domestic violence, theft, criminal mischief, and criminal traffic (individuals operating a vehicle without a license with knowledge).

2022 vs. 2021 Crimes by Category, Non-Criminal Offenses				
Jul-2022		Jul-2021		'22 v. '21
Crimes against Persons	# of incidents	Crimes against Persons	# of incidents	Diff.
Sex offenses	1	Sex offense	2	
Domestic Battery	3	Domestic Battery	1	
Assault	0	Assault	2	
Total	4	Total	5	-20%
Property Crimes		Property Crimes		
Burglary Auto	0	Burglary Auto	1	
Motor Vehicle Theft	1	Motor Vehicle Theft	0	
Theft	8	Theft	7	
Shoplifting	0	Shoplifting	2	
Criminal Mischief/Vandalism	4	Criminal Mischief/Vandalism	1	
Fraud	2	Fraud	0	
Total	15	Total	11	36%
Misc. Crimes		Misc. Crimes		
Others (Trespass, Warrants, etc)	1	Others (Trespass, Warrants, etc)	2	
Disorderly Intoxication	1	Disorderly Intoxication	0	
Criminal Traffic	2	Criminal Traffic	12	
Hit and Run	3	Hit and Run	3	
Total	7	Total	17	-59%
Crimes against Society		Crimes against Society		
DUI	1	DUI	3	
Narcotics	0	Narcotics	1	
Total	1	Total	4	-75%
Other Incidents		Other Incidents		
Marchman Act	4	Marchman Act	3	
Baker Act	1	Baker Act	1	
Operation Medicine Cabinet	2	Operation Medicine Cabinet	2	
Non-Criminal incidents	58	Non-Criminal incidents	60	
Total	65	Total	66	-2%

Note:

2022: Multiple criminal offenses may have occurred within some incidents.

Non-criminal incidents are reports that do not have a criminal offense or are information reports. Examples include fraud cases (outside of Marco Island jurisdiction), other agency assists, lost and found items and medical assists.

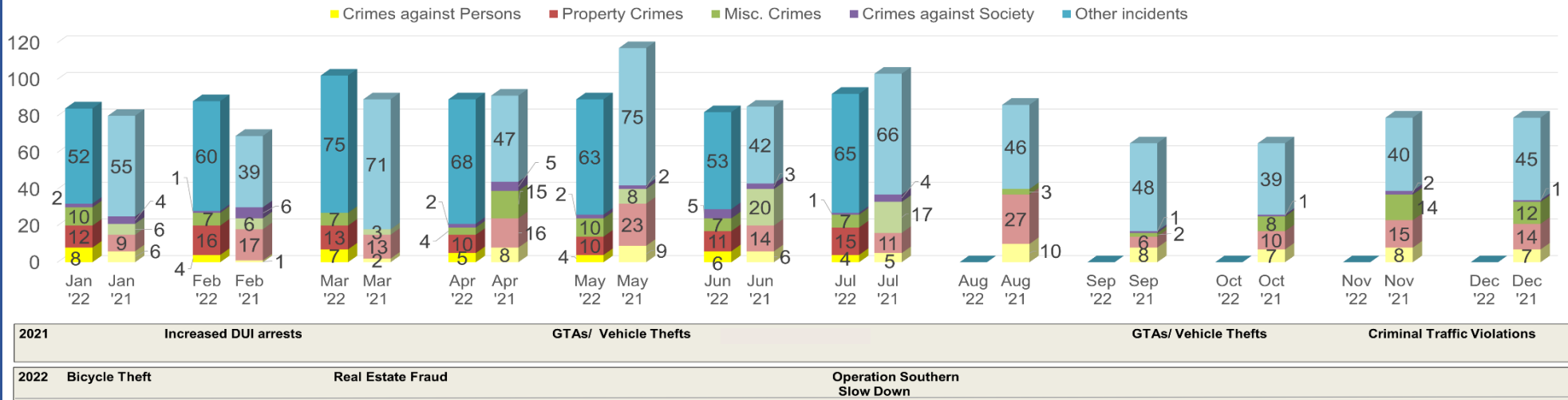


Bike patrol rewards children wearing bike helmets with a free ice-cream voucher donated by a Marco Island local business.

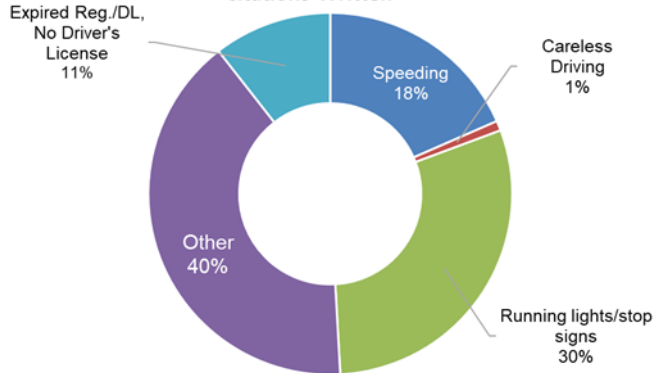
2022 vs 2021 Incident Trends

58 non-criminal incidents were reported in July. The majority of reports were for suspicious non-criminal incidents (29%). Examples of suspicious incidents include the following but not limited to: unidentified trespassers, unknown persons attempting to commit fraud and suspicious phone calls. Lost and found property reports were the second largest number of non-criminal reports taken (22%) in July.

**2022 v. 2021 Incident Trends
by Crime Category, Non-Crime**



**July 2022
Citations Offenses vs Total Traffic
Citations Written**



Traffic patrol

305 traffic citations and warnings were issued in July.

Most citations were issued for failure to obey traffic control devices (stop signs, red lights, etc.), speeding, and driving with an expired registration (most were non-criminal due to the driver not having knowledge the registration expired).

12 driver's licenses and 3 license plates were confiscated from motorists operating a vehicle with a suspended or cancelled license. 1 motorist was transported to the Naples Jail Center for driving while under the influence.

From July 18th - 23rd, the Marco Island Police Department participated in Operation Southern Slowdown, a multi-state collaboration enacted to reduce traffic fatalities and speed-related traffic deaths.



July Detective Bureau Monthly Report

Investigative Summaries:

	Jul-22	Jul-21	22 vs. 21 Diff.
Closed	65	57	14%
Cleared	10	28	-64%
Open	5	10	-50%
Suspended	10	8	25%
Total	90	103	-13%

Cases Closed by Detective Bureau:

Missing Juvenile – Detectives followed up on a missing juvenile that led the investigation to New Jersey. Utilizing cellphone data and working with law enforcement in New Jersey, the juvenile was located and deemed safe.

Grand Theft Auto – A grand theft auto occurred on the south end of the City. Circumstances were consistent with a statewide investigation that is being conducted by FDLE. The case was referred to FDLE.

Follow-Up Reports from Patrol:

Vessel Burglaries – A series of vessel burglaries occurred, and GPS navigational systems stolen. Investigation is ongoing.

Grand Theft – Last month, an ATM debit card theft was reported. The detective bureau developed a suspect, and the investigation is ongoing.

Fraud – A victim reported a \$25,000 wiring scam. The investigation is ongoing.

Suspicious Incident – A report was made regarding some irregular documents being filed for a permit. The investigation revealed no wrongdoing, and the matter was determined to be a civil issue.

Fleeing and Eluding – A motorcyclist fled from an officer attempting to conduct a traffic stop. The case was suspended until more leads are developed.

Self-Initiated Reports:

Sex Offender Ordinance – The police department made contact with a sex offender who was temporarily staying in the community. He was photographed, documented, and issued the city's sex offender residency ordinance.

Cybertips – The detective bureau received two Cybertips from the National Center of Missing and Exploited Children. Detectives are investigating.

Threats/Harassment – A complaint was filed for harassment. The investigation revealed no crimes were committed. The case was documented should future proceedings occur.

Sex Crime – A sex crime was referred to the police department from an out of state agency. The case is open and is currently being investigated.

Election Complaint – A complaint was made for voter intimidation. The case was referred to FDLE for investigation.

Detectives: Investigation Summary for July

Case Management		Arrests/Warrants/Prosecution/ Hearings	
Supplemental Reports	37	Warrant Checks	178
Det. Supervisor Review of Reports	28	Contact with State Attorney's Office	4
Det. Supervisor Evidence Log Processing	12	Court Hearings	4
Initial Reports Written	6	Arrest Warrant Requests	1
Self-Initiated Reprots	6		
Exploratory (Collection / Documentation)		Follow up / Assists	
Videos Processed from WatchGuard	17	Case follow-ups	33
Evidence Submissions	6	Bulletins Created/ Distributed	7
Subpoena Requests	5	State Attorney/ Clerk of Court	4
Interviews	4	Department of Children & Families referrals	1
Extensive Crime Scene Processing	2	Policing	
Sex Crime Investigations	1	Special Events Coverage	7
Neighborhood Canvass	1	Sex Offender Checks	1
FDLE trips for Evidence	1		

July Reserve / Auxiliary Program Activity Hours

Reserve and Auxiliary Police Officers are unpaid volunteers who are certified by the State of Florida to perform in the law enforcement role. These officers must meet the Department's and State of Florida's annual retraining / certification requirements. Reserve and Auxiliary personnel are required to volunteer a minimum of 16 hours per month. They perform a variety of functions for our department and community which are outlined in the chart below. Particularly they assist full-time personnel at community events or special duty functions (requests for an officer to be assigned and compensated by the outside vendor) and during significant weather events such as hurricanes or flooding. Reserve and Auxiliary Officers provide an additional uniformed police presence in neighborhoods, commercial areas, schools, parks, and beaches. Once a month Reserve and Auxiliary Officers have a staff meeting to review policy changes, attend training and address planning and logistical requirements.



Camp Abel participants get to experience wearing body armor

Activity Type	July 2022	June 2022	Current Year 2022
Administrative	20	20	120
Background Investigations	0	10	26
Beach Patrol	0	0	4
Community Events	14	15	94
Investigations / Follow-up	0	0	16
Marine Patrol	0	0	0
Monthly Meeting	10	10	72
Park Patrol	0	0	3
Special Duty (Paid)	0	3	270
Special Duty (Unpaid)	10	10	26
Solo Patrol	70	0	92
2 nd OFC Patrol	0	0	0
Program Coordination	15	15	90
Training	30	74	463
Weather Event	0	0	0
Other	0	0	0
Total	169	157	1,276

Special Duty Hours – Performance of Law Enforcement Duties Compensated by Outside Vendors

Special Details in July totaled 189.5 hours, 91.56 hours from June

- | | | |
|-----------------------|----------|------------|
| • United Church | Security | 15 Hours |
| • JCMJ | Security | 18.5 Hours |
| • Island Country Club | Security | 80 Hours |
| • Somerset of Marco | Security | 20 Hours |
| • JW Marriott | Security | 24 Hours |
| • Hilton Marco | Security | 24 Hours |
| • Apollo Condominiums | Security | 8 Hours |

July Personnel News

- Patrick Youngkin joined the Community Service Department as a Community Service Officer (CSO) on July 7th. CSO Youngkin is a retired Staff Sergeant from the Marines and also worked at Verizon in New York City before joining the Department.



July Training and Conferences

- Officers Schmid and Carey attended Marijuana Impaired Driving Detection training.
- Officer Prigge received certification for a Field Training Officer for new police recruits.
- Officers Berndt and Carey attended Pedestrian and Bicycle Enforcement.
- All shifts and School Resource Officers participated in Active Shooter training at our local schools.
- Sergeant Haueter attended The Florida Association of School Resource Officers (FASRO) conference. The FASRO conference offers comprehensive training for school-based police and covers a variety of topics which includes but not limited to, crime prevention, safety measures, counseling, education techniques.

July Marine Report

Marine incidents increased 45% across July versus the previous month. Marine officers observed an increase in boater traffic on Marco Island waterways and officers increased patrol efforts over the 4th of July holiday. All vessels were deployed during the holiday weekend including the 32' Contender, 24' Ranger and personal watercrafts (jet skis).

From July 2 to July 4, officers attended to over 175 Marine incidents; the span of this 3-day period represented almost 30% of July's total incidents. Large numbers of vessels were on the water during the holiday, and many returned to observe the fireworks show in the evening. Marine officers maintained a safety perimeter around the fireworks barge. They also patrolled and monitored vessel traffic that night at both the North and South passes.

Few transient vessels were anchored in Smoke House and Factory Bays during the month of July. Officers conducted vessel safety and sanitation inspections for both bays' vessels; all followed Coast Guard regulations.

Marine unit officers responded to two marine emergency (MERT) calls in July. On Tuesday, July 12, Officer Garner responded to a report of a sinking kayak with two people in the water near Caxambas Pass. A good Samaritan on a boat towed the kayak and the two paddlers to Dickman's Point sandbar. When Officer Garner arrived on scene, he was assisted by the Florida Adventures charter boat and transported the two kayakers back to safety. Neither kayaker required medical attention. Follow-up investigation determined that the kayak took on water and was no longer buoyant.

On Friday, July 15, Officer Garner responded to a report of a 24-foot vessel with four people aboard, taking on water. The vessel was located 10 miles west of the Marco River in the Gulf of Mexico. The weather at the time of the response included thunderstorms with sea swells in the range of 4-6' and higher. Due to the size of the swells, the vessel in distress was unable to return east towards Marco Island. The joint effort to rescue the vessel and four persons aboard included Marco Island Fire Department Boat 50, Collier County Marine Units and Collier County Aviation Unit. Two passengers were transferred to Boat 50 and the other two passengers remained on their vessel and followed responding Marine Units back to Marco Island. Everyone arrived safely and no medical attention was required. Once back in the Marco River, the subject vessel was able to return back to their home port in Naples without further incident.

July 2022 Marine Incidents	Jul-22	Jul-21
Total Incidents	635	78
Canal, Bay River and Gulf patrol	258	31
Patrols/ Business Checks*	52	--
Vessel Stops	97	18
Citations/ Warnings	100	15
Sanitation inspections Factory Bay	2	1
Sanitation Inspections Smoke House Bay	1	1
Suspicious Vessels	4	0
MERT	2	0
Assist Boater/Citizen Contacts	15	1
Resource Checks	10	1
Boater Safety Checks*	18	--
Patrols/ Inspections of Marinas	76	10

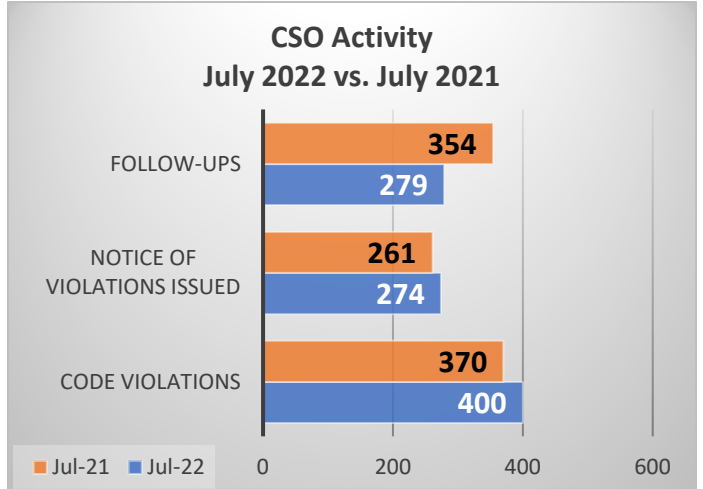
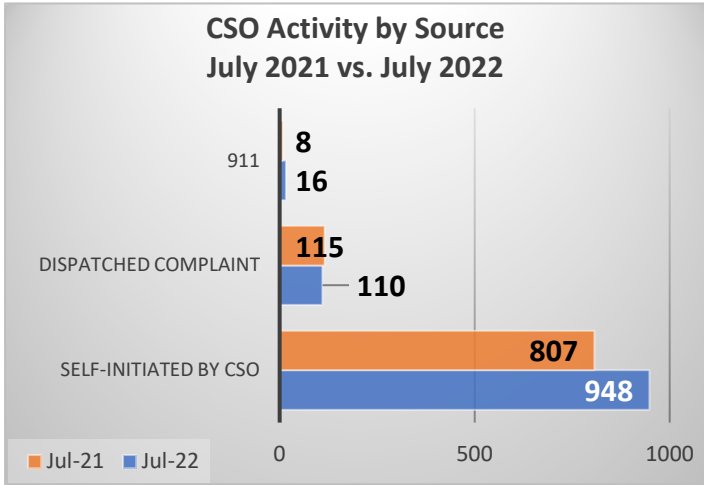
*Newly reported activity in 2022



Marco Island Police Department Marine Unit patrolling water safety

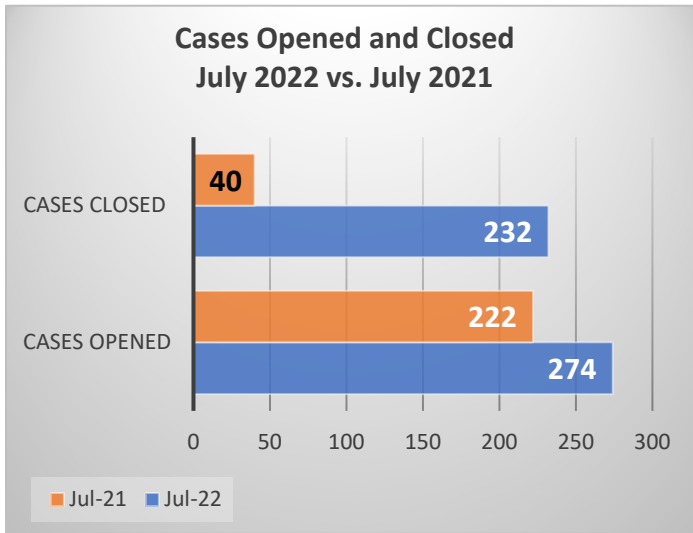
July Code Enforcement:

Community Service Officer (CSO) events increased 17% compared to the same time last year. 69% of all Code Enforcement investigations resulted in an issued Notice of Violation.



July 2022 Code Enforcement Cases

274 cases were opened in July, 23% more in comparison to the same time last year. The largest number of code violations for the month of July were for overgrown weeds, trash on swale, and right of way obstructions; a similar trend to June’s issued violations. 1 valid noise violation occurred for the month of July.



Type of Violation	Number of Violations
Overgrown Weeds	91
Trash on Swale	89
Right of Way Obstruction	18
Parking Citations	17
Erosion Control	16
Litter and Debris	13
Code Citations	12
Boat and Boat Trailer Parking	9
Public Nuisance	8
Damaged Sidewalk	3
Illicit Discharge	2
RV Permits	2
Sea Turtle Lighting	2
Staging Without a Permit	2
Work Without a Permit	2
Construction on a Sunday	1
Irrigation	1
No House Numbers	1
Noise	1
Signage	1

**This figure reflects the total number of violations and not the number of cases. This is to account for cases with multiple violations.

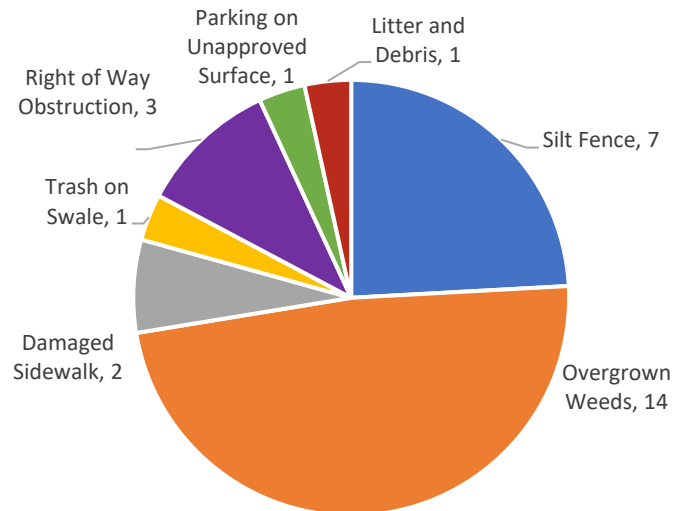
July 2022, Special Magistrate Hearing Cases

26 cases with 29 violations were reviewed during the July 2022 Magistrate Hearing (some cases consisted of multiple violations).

Over half of the cases (14 cases) were for overgrown weeds and 27% were for erosion control violations.

4 cases were dismissed because the owner either complied on the final day of deadline or the property owner was not definitive (due to the property sale date) when the violation occurred. 1 case was continued for August Magistrate.

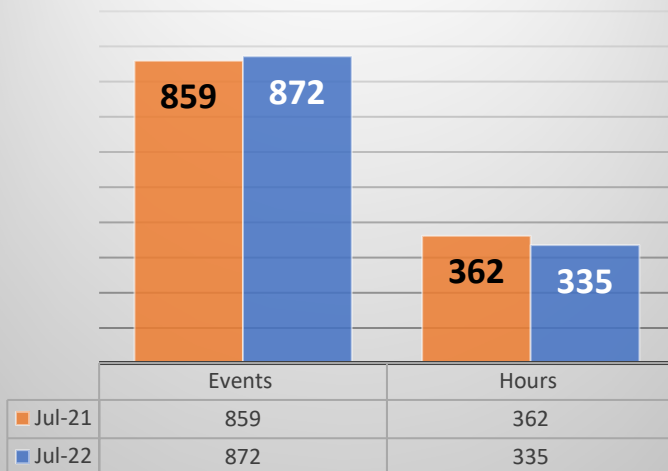
For details about the Magistrate hearing, please use the link below: [Minutes \(21\).pdf](#)



Beach Report

Community Service Officers increased beach patrols with 50% more events this month in comparison last year. Glass on the beach was the top beach code violation this month.

**Beach Patrol Events/Hours Spent
(July 2021 vs July 2022)**



Activity	Events
Patrol Activity	113
Pick Up Debris/Litter	105
Information/Directions	76
Community Oriented Policing Activity	52
Glass on Beach Enforcement	41
Sea Turtle Nests	36
Fill Holes in Sand	20
Vessel Assist	19
Inspect/Check Beach Signs	18
911 Calls	14
Dog on Beach	13
Bikes on Beach	13
Youth Badge/Photo Op/Give-aways	13
Courtesy Transport	8
Traffic Problem	7
Code Violations	4
Medical Calls	4
Fishing License Check	4
MERT (Marine emergency) Call Assist	3
Drone Complaint	2
Shorebird Flushing	2
Injured/Sick Bird/Animal	1
Found Property	1
Open Flame on Beach	1

Code Enforcement: Water quality

Code Enforcement issued 18 MS4 violations in July: 13 silt fence violations, 2 illicit discharge violations and 3 storm water violations for construction.

Education is the focus for MS4 of violations. For repeat offenders however, cases are scheduled for Magistrate.

Of the 18 cases issued throughout July, 7 were compliant by the specified date. 11 cases are scheduled for the August 30th Magistrate.

Fertilizer application is not allowed during July because Southwest Florida is in the middle of the rainy season. There were no observed fertilizer application violations during this month.

Code Enforcement Protected Species Update

Burrowing Owls: The Burrowing Owl breeding season runs from February 15 through July 10. During this period, the buffer zone was 33 feet around the entrance of the Owl burrow. Now that the breeding season has ended, the buffer zone will return to 10 ft around the entrance of the burrow.

For July, there were 4 calls for service for owl burrows. Of the 4 calls, 2 were unfounded and 2 Notice of Violations were written for construction sites not meeting protection zone requirements. No owls were harmed with the valid violations.

Gopher Tortoises: 1 call was investigated this month regarding a tortoise seen in the area of 400 S. Barfield; Community Service Officers could not locate the tortoise or burrow.

Community Service Officers followed-up on a silt fence code violation and discovered several tortoise burrows were buried due to the damaged silt fence. The Officer spoke with the site crew and advised them of the protected species ordinance. They were further notified that the silt fence needed to be immediately repaired. CSOs performed an additional follow-up of this location and determined that crews took no corrective action with the protective fencing around the burrows. A Notice of Violation for the damaged silt fence and protection zone establishment was issued. The Florida Fish and Wildlife Conservation Commission (FWC) and Audubon Society were notified and responded for inspection. 4 burrows were uncovered; luckily, no tortoises were harmed.



Ofc. Rosario, one of our officers who rescued the disoriented hatchlings

Sea Turtles: Sea Turtle nesting season runs from June 1st through October 31st.

As of July 31, Marco Island was monitored as having 101 nests, 202 false crawls and 23 hatched nests. At the same time last year there were 96 nests, 159 false crawls and 21 hatched nests.

In the evening of July 20, a nest near South Beach hatched. The hatchlings became disoriented and headed in a direction opposite from the water. Fortunately, many of the hatchlings were saved due to interventions from our Marco Island Police Officers and staff from Collier County Parks & Recreation. The hatchlings were released in the correct direction.

Our Community Service Officers remained busy this month ensuring beach holes were filled and lighting dimmed to protect the hatchlings. 3 citations were issued this month for Sea Turtle Lighting Violations.

CSOs continue efforts to patrol and educate residents and visitors of the importance of following all Sea Turtle Ordinances.



Code enforcement patrolling and assisting beach visitors over the July 4 holiday weekend

July Community Engagement Report

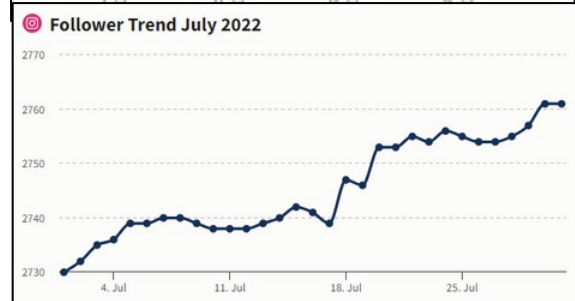
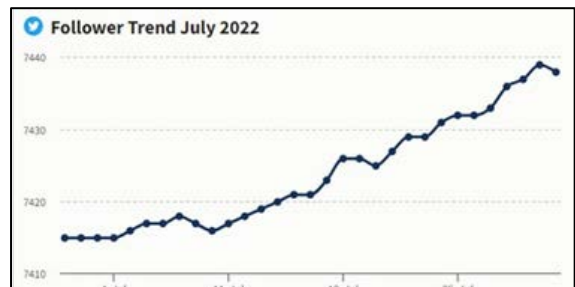
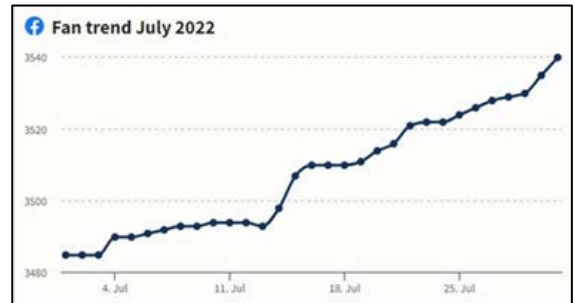
Connect with us @MarcoIsland PD



The Marco Island Police Department kicked off July with the 2nd annual 4th of July Beach Parade. The parade was well received along the beach, allowing officers to meet residents and visitors during the holiday. Our social media engagement continued for days after the parade, with citizens posting their pictures from the event. The parade's social media engagement contributed to an increase in our followers.

Education and prevention campaigns on sea turtle nesting season received a lot of attention, primarily focusing on sand sculptures and lighting.

Number of followers for Marco Island Police Department Facebook, Twitter, Instagram July



Better Together Highlight



We never pass up opportunities to spend time with our Marco students.

Luckily for us, Camp Mackle and Camp Abel are the perfect alternatives to stay connected when school is out: from impromptu singing jam sessions with Lt. Gallup to a friendly game of Kick Ball with our officers.

July Top Performing Posts



MIPD Monthly Report Announcement



Suspect arrest in drug case



No wake video

Appendix: July 2022 vs. July 2021

	JAN	FEB	MAR	APR	MAY	JUN	JUL	AUG	SEP	OCT	NOV	DEC	
Community Oriented Policing Activities	2,332	2,327	2,065	2,118	2,255	2,357	2,583	2,144	2,464	2,426	2,061	2,020	2021
	2,249	1,855	1,989	2,018	2,066	2,032	2,181	--	--	--	--	--	2022
Extra Patrols	7,993	7,885	8,596	8,063	7,261	6,627	7,728	8,821	10,398	10,751	8,374	8,859	2021
	9,392	7,250	7,353	8,115	7,972	7,675	7,379	--	--	--	--	--	2022
Parking Complaints	20	34	31	42	37	41	93	80	49	34	23	32	2021
	30	89	80	57	32	19	33	--	--	--	--	--	2022
Noise Complaints	52	44	86	85	105	83	103	68	43	54	22	30	2021
	37	43	61	50	48	44	92	--	--	--	--	--	2022
Traffic Stops	801	795	670	819	823	726	857	649	776	790	689	754	2021
	844	690	711	799	625	709	864	--	--	--	--	--	2022
Noise Complaints Verified	8	5	15	16	16	16	11	13	4	12	1	5	2021
	2	1	1	2	4	4	1	--	--	--	--	--	2022
Traffic Citations	112	109	70	96	116	152	166	59	120	107	88	73	2021
	135	106	143	119	91	96	114	--	--	--	--	--	2022
Traffic, Parking & Vessel Written Warnings	174	165	127	148	234	175	190	226	245	197	119	152	2021
	201	212	203	197	187	194	215	--	--	--	--	--	2022
Vehicle Crash	31	24	66	32	28	35	29	13	17	20	36	29	2021
	49	38	46	42	21	11	39	--	--	--	--	--	2022
Criminal Cases - Open	5	7	10	9	17	10	10	17	5	9	16	6	2021
	11	16	7	10	7	4	5	--	--	--	--	--	2022
Criminal Cases - Closed	52	37	58	44	53	45	57	50	46	40	37	52	2021
	46	61	72	63	64	52	65	--	--	--	--	--	2022
Criminal Cases - Cleared	18	14	14	25	2	29	28	10	7	2	13	10	2021
	2	6	12	4	12	13	10	--	--	--	--	--	2022
Criminal Case - Follow-Ups	23	27	31	42	61	47	33	43	35	56	28	32	2021
	45	37	52	47	46	31	32	--	--	--	--	--	2022
Crime or Incident Reports Taken	80	69	89	89	117	99	103	86	65	64	79	79	2021
	84	90	100	89	89	79	91	--	--	--	--	--	2022
Persons Arrested	19	15	12	21	17	33	23	11	7	10	18	8	2021
	13	6	10	4	11	11	12	--	--	--	--	--	2022
Beach Patrol Events	720	694	694	817	1,207	590	859	637	654	599	556	638	2021
	557	563	717	671	982	569	872	--	--	--	--	--	2022
Beach Patrol Hours	305	258	355	359	398	251	362	249	266	214	198	258	2021
	222	221	309	295	325	205	335	--	--	--	--	--	2022
Marine Patrol Events	354	205	198	286	200	143	78	227	163	233	275	703	2021
	337	459	712	459	636	435	635	--	--	--	--	--	2022

Calls for Service	13,180	12,977	13,792	13,192	12,068	11,853	13,745	14,175	15,508	14,687	12,979	13,723	2021
	13,124	11,744	12,337	13,119	12,548	12,071	12,518	--	--	--	--	--	2022

Calls for Service data reflects activity captured in an agency's Computer-Aided Dispatch (CAD) System for any call (not per incident) that causes a police officer or code enforcement officer to take an action or expend agency resources, whether agency-initiated or citizen initiated.

Vehicle Count (Jolley Bridge North bound). Avg. Daily	15,628	17,985	17,664	16,368	13,294	10,382	11,924	--	--	--	--	--	2022
Vehicle Count (Jolley Bridge South bound). Avg. Daily	15,896	17,610	17,051	15,830	13,269	10,716	12,293	--	--	--	--	--	2022

