



City of Marco Island

Meeting Date: August 7th, 2023
To: City Council
From: Chief Tracy L. Frazzano
Through: Michael A. McNeas, City Manager
Re: June 2023 Monthly City Council Report

The Marco Island Police Department, as part of its mission statement, is dedicated to providing a safe and secure environment to the community it serves. This vision is multifaceted and requires inter/ intra agency cooperation, public relations, and community-oriented patrols. (In June 2023, the Marco Island Police Department strived to exercise this mission.)

As the school year came to an end, MIPD School Resource Officers began preparations for the Marco Island Police and Fire Youth Academy. This camp allowed participants to learn about law enforcement, fire service, and emergency medical services while opening a forum for communication with local officers and firefighters. Youth participants performed hands-on tasks and engaged with officers to expand their knowledge and interact with our local public servants.

Code Enforcement Officers Ira Warder and Eileen Zeidler are part of the Turtle Task Force, whose focus is to keep Marco's beaches safe and clean for nesting sea turtles. On June 12, 2023, NBC 2 took a ride along with officers to help residents and guests better understand how to protect this endangered species.

On June 21, 2023, Detective Michael Berndt, Officer Hans Schmid, and retired Sergeant Hector Diaz were recognized for their dedication to a safe and secure environment by being awarded the Collier County Emergency Medical Services Phoenix Award. Officers were awarded for their life saving efforts in reviving those individuals who have suffered a medical emergency. All sworn officers are trained in CPR and basic first aid which allows for them to utilize their skills to make informed and expedient decisions when assisting with a medical emergency. MIPD works in tandem with Marco Island Fire Rescue and Collier County EMS to provide rapid response to those in need of immediate medical care.



June Police Activity

Crime report:

In June 2023, 56 incidents were reported to the Marco Island Police Department. In June 2023, all crime categories saw a decrease as compared to the same time last year. Total crimes against persons showed a decrease in 2023 due to a small drop in assault related crimes. Property crimes decreased by 9% in June 2023 due to a decrease in instances of criminal mischief/vandalism. Miscellaneous crimes also decreased due to a decrease in criminal traffic violations. In June 2023, crimes against society had a decrease due to a slight decrease in driving under the influence incidents and possession of narcotics. The Marco Island Police Department had 7 arrests in June of 2023 for incidents including criminal traffic, battery, DUI, narcotics, and arrests for warrants from out of county agencies.

| 2023 vs. 2022 Crimes by Category, Non-Criminal Offenses | | | | |
|---|----------------|----------------------------------|----------------|------------|
| Jun-2023 | | Jun-2022 | | '23 v. '22 |
| Crimes against Persons | # of incidents | Crimes against Persons | # of incidents | Diff. |
| Domestic Battery | 1 | Domestic Battery | 1 | |
| Assault | 2 | Assault | 1 | |
| Total | 3 | Total | 6 | -50% |
| Property Crimes | | Property Crimes | | |
| Burglary Auto | 5 | Burglary Auto | 0 | |
| Theft | 4 | Theft | 4 | |
| Criminal Mischief/ Vandalism | 1 | Criminal Mischief/ Vandalism | 5 | |
| Total | 10 | Total | 11 | -9% |
| Misc. Crimes | | Misc. Crimes | | |
| Others (Trespass, Warrants, etc) | 5 | Others (Trespass, Warrants, etc) | 1 | |
| Criminal Traffic | 1 | Criminal Traffic | 6 | |
| Total | 6 | Total | 7 | -14% |
| Crimes against Society | | Crimes against Society | | |
| DUI | 2 | DUI | 3 | |
| Narcotics | 1 | Narcotics | 2 | |
| Total | 3 | Total | 5 | -40% |
| Other Incidents | | Other Incidents | | |
| Marchman Act | 1 | Marchman Act | 2 | |
| Baker Act | 1 | Baker Act | 3 | |
| Operation Medicine Cabinet | 1 | Operation Medicine Cabinet | 2 | |
| Non-Criminal incidents | 35 | Non-Criminal incidents | 46 | |
| Total | 38 | Total | 53 | -28% |



School Resource Officer Paul Ashby getting dunked at the Marco Island Academy end of school year bash.

Note: Multiple criminal offenses may have occurred within some incidents.

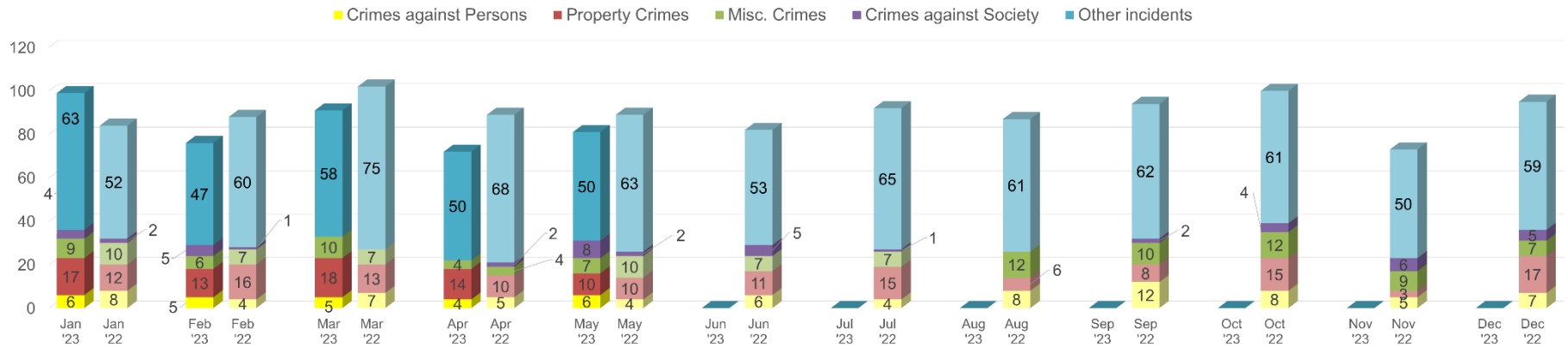
This reporting aligns with new crime data collection requirements from the Florida Department of Law Enforcement and the FBI. This announcement for crime reporting was covered in the February 2022 monthly report.

Non-criminal incidents are reports that do not have a criminal offense or are information reports. Examples include fraud cases (outside of Marco Island jurisdiction), other agency assists, lost and found items and medical assists.

June Incident Crime Trends

In June 2023, there were 38 non-criminal incidents reported. 45% of non-criminal incident reports were comprised of suspicious activities including requests for trespass warnings, civil disputes, and internet/ cyber scams. 13% of reports were referencing assistance to other agencies including Collier EMS, Marco Island Fire Department and other law enforcement agencies. 16% of non-criminal incident reports are for lost and found property.

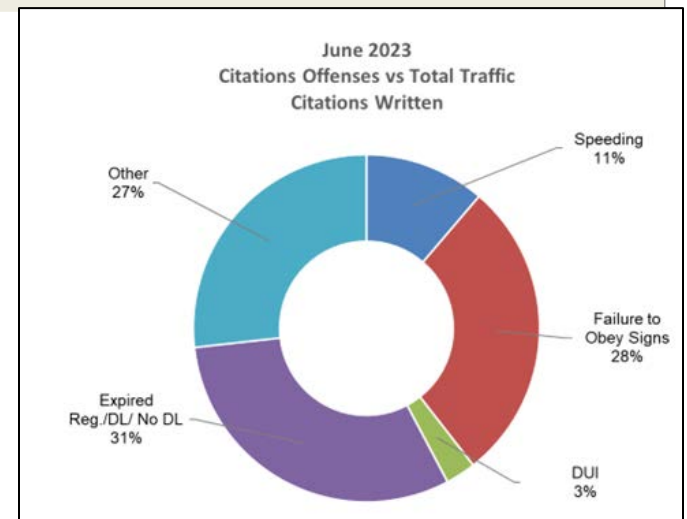
2023 v. 2022 Incident Trends by Crime Category, Non-Crime



| | | | | | | | |
|------|----------------------|------------------------------|------------------------------|-----------------------------|---------------|------|------------------|
| 2022 | Bicycle Theft | Real Estate Fraud | Operation Southern Slow Down | Criminal Traffic Violations | Hurricane Ian | DUIs | Increased Thefts |
| 2023 | Motor Vehicle Thefts | Increased Narcotics Offenses | | | | | |

June Traffic Patrol

In June 2023, there were 203 traffic citations and warnings issued by the Marco Island Police Department. Of the 69 citations issued, 28% were for failure to obey traffic signs or traffic lights. 31% of citations were for operating a motor vehicle with an expired registration or driver’s license. Other citations issued were for violations including safety belt infractions, improper passing, and illegal U-turns. In June 2023, the Marco Island Police Department arrested 3 people for traffic violations. 2 arrests were for DUIs and 1 was for driving with a suspended license with knowledge of the suspension. 10 licenses were seized during traffic stops due to suspensions or revocations.



June Reserve / Auxiliary Program Activity Hours

Reserve and Auxiliary Police Officers are unpaid volunteers who are certified by the State of Florida to perform in the law enforcement role. These officers must meet the Department's and State of Florida's annual retraining / certification requirements. Reserve and Auxiliary personnel are required to volunteer a minimum of 16 hours per month. They perform a variety of functions for our department and community which are outlined in the chart below. Once a month Reserve and Auxiliary Officers have a staff meeting to review policy changes, attend training and address planning and logistical requirements.

| Activity Type | June | May | Current Year 2023 |
|----------------------------|------------|------------|-------------------|
| Administrative | 15 | 24 | 140 |
| Beach Patrol | 0 | 0 | 75 |
| Community Events | 0 | 10 | 175 |
| Marine Patrol | 15 | 0 | 40 |
| Monthly Meeting | 8 | 8 | 58 |
| Park Patrol | 0 | 0 | 5 |
| Special Duty (Paid) | 96 | 71 | 1066 |
| Special Duty (Unpaid) | 0 | 0 | 0 |
| Solo Patrol | 0 | 8 | 18 |
| 2 nd OFC Patrol | 6 | 14 | 44 |
| Program Coordination | 20 | 20 | 140 |
| Training | 10 | 5 | 440 |
| Weather Event | 0 | 0 | 0 |
| Other | 0 | 0 | 0 |
| Total | 170 | 160 | 2201 |

Special Duty Hours – Performance of Law Enforcement Duties Compensated by Outside Vendors

Special Details in June totaled 247 hours, ↑ 48 hours from May.

- United Church Security 12 Hours
- JCMI Security 15 Hours
- Island Country Club Security 54 Hours
- Presbyterian Church Security 12 Hours
- Earth Tech Traffic 154 Hours

Training

- Lieutenant Gallup attended FEMA Training June 19-22nd.
- Officer Jonathan Gray completed his Drug Recognition Expert Training and attended a Traffic Enforcement Symposium June 12-17th
- Accreditation and Grants Coordinator Katie Hofmeister attended the June 2023 Accreditation Commission and Florida Police Accreditation Coalition (FLA-PAC) conference June 25- 30th.
- All sworn officers completed FDLE required Mental Health Training.

Employees News

- On June 6th, Officer Ed Carey, Officer Hans Schmid, and Code Enforcement Officer Doug Andrews were recognized by City Council for 5 years of dedicated service.
- On June 9th, Chief Tracy Frazzano swore in our newest Reserve/ Auxiliary Officer, Christopher Thomas, who's previous law enforcement experience was with the Collier County Sheriff's Office.
- On June 21st, Detective Michael Berndt, Retired Sergeant Detective Diaz, and Officer Hans Schmid were presented the Phoenix award by the Collier County Emergency Medical Services for their life saving efforts.

June Detective Bureau Monthly Report

Investigative Summaries

Cases Closed by Detective Bureau:

Battery Investigation/ Elder Abuse- Reported abuse of a parent found to be unsubstantiated.

Criminal Mischief – Report of victim’s girlfriend damaging his vehicles. The victim refused to press charges.

Vehicle Burglary – Report of a purse stolen from a vehicle. After follow-up investigation, no further suspect leads developed.

Suspicious Incident – Report of threats against a service provider due to suspect disapproving of the standard of service provided to his fiancée. The victim refused to press charges.

Grand Theft – Report of a golf cart stolen from the beach that was later recovered. After follow-up investigation, information did not develop a suspect for charges to be filed.

Suspicious Incident – A report of allegations made by an elderly person was referred to Department of Children and Families. The report was unsubstantiated through further investigation.

Vehicle Burglary – Report of a laptop being stolen from a vehicle. Further investigation resulted in no suspect leads. Case is inactive.

| | Jun-23 | Jun-22 | 23 vs. 22 Diff. |
|-----------|--------|--------|-----------------|
| Closed | 25 | 52 | -108% |
| Cleared | 8 | 13 | -63% |
| Open | 10 | 4 | 60% |
| Suspended | 5 | 10 | -100% |
| Total | 48 | 79 | -65% |

Detectives: Investigation Summary for June

| Case Management | | Arrests/Warrants/Prosecution/ Hearings | |
|--|----|--|-----|
| Supplemental Reports | 68 | Warrant Checks | 118 |
| Det. Supervisor Review of Reports | 28 | Arrest Warrant Request | 1 |
| Det. Supervisor Evidence Log Processing | 18 | Contact with the State Attorney's Office | 3 |
| Initial Reports Written | 4 | Arrests | 1 |
| | | Court Hearings | 1 |
| Exploratory (Collection / Documentation) | | Follow up / Assists | |
| Evidence Submissions | 5 | Case Follow-Ups | 41 |
| Interviews | 14 | Bulletins Created/ Distributed | 13 |
| Videos Processed from WatchGuard | 32 | Other Agency Assists | 1 |
| Extensive Crime Scene Process | 2 | DCF Referrals | 0 |
| Search Warrants | 1 | Detective Called in (Off- Duty) | 2 |
| Sex Crime Investigations | 1 | | |
| Subpeona Requests | 2 | Policing | |
| Death Investigations | 1 | Sex Offender Checks | 1 |
| FDLE Trips for Evidence | 2 | | |



Officer Garner aka Captain America joined Breast Cancer Awareness Organization Little Pink Houses of Hope on Marco Island’s beaches.



MIPD’s Marine Unit took students out on the water during the Police and Fire Youth Academy this June.

June Marine Report

Officers assigned to the Marco Island Police Marine Unit conduct directed patrols of Marco Island waterways, city marinas, and boat ramps conducting boater safety education, vessel sanitation checks and enforcement activities. In June 2023 the Marine Unit welcomed Officers Ed Carey and Andy Smith who both completed their basic police vessel operator field training program.

Marine officers observed a decrease in boater traffic on Marco Island waterways and transient vessels at anchorage in Smoke House and Factory Bays during the month of June. Officers conducted vessel safety and sanitation inspections of anchored vessels on Smokehouse and Factory bays. All vessels were following US Coast Guard regulations.

Marine unit officers responded to one marine emergency (MERT) call during the month of June regarding a medical emergency where a male fishing from his boat on Caxambas Pass was stung by a catfish and feeling faint. Marine officers escorted the boater to Caxambas boat ramp where he was treated and released by EMS.

| June 2023 Marine Incidents | Jun-23 | Jun-22 |
|--|--------|--------|
| Total Events | 436 | 435 |
| Canal, Bay River and Gulf patrol | 145 | 166 |
| Patrols/ Business Checks | 33 | 64 |
| Vessel Stops | 54 | 46 |
| Citations/ Warnings | 41 | 46 |
| Sanitation inspections Factory Bay | 6 | 2 |
| Sanitation Inspections Smoke House Bay | 11 | 2 |
| Suspicious Vessels | 1 | 1 |
| MERT | 1 | 1 |
| Assist Boater/Citizen Contacts | 57 | 15 |
| Resource Checks | 8 | 3 |
| Boater Safety Checks | 40 | 15 |
| Patrols/ Inspections of Marinas | 39 | 74 |

Beach Report

Patrol Events in June 2023 increased 5% compared to June 2022. Warnings for glass on the beach in June 2023 increased 25% as compared to last month. Code Enforcement Officers patrolling the beaches spent majority of their time giving directions, picking up litter and debris and reminding visitors and residents to stay cool and hydrated in the Florida Heat.



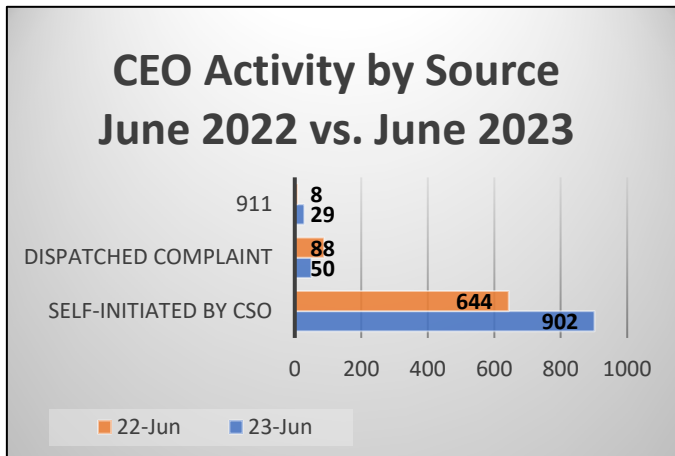
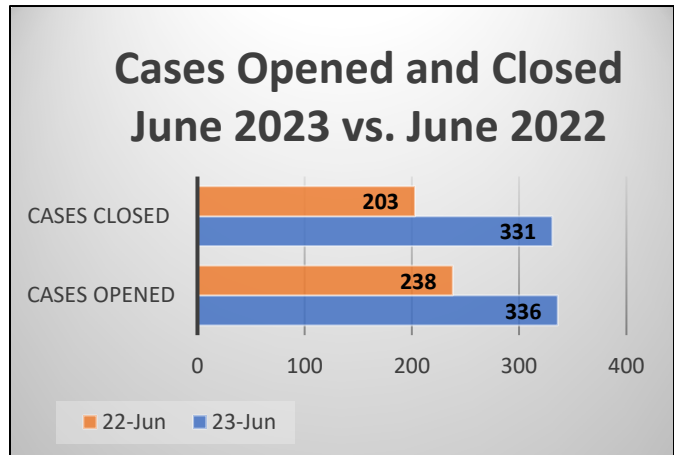
| EVENTS: | |
|--------------------------------|-----|
| Patrol Activity | 115 |
| Information/Directions | 81 |
| Pick-up Litter and Debris | 76 |
| Glass on Beach | 55 |
| 911 Call Response | 52 |
| Community Oriented Policing | 51 |
| Fill Holes in Sand | 30 |
| Inspect/Check Beach Signs | 30 |
| Youth Badge/Photo Op/Giveaways | 22 |
| Sea Turtle Nests (Checks) | 19 |
| Dog on Beach | 16 |
| Bikes on Beach | 13 |
| Courtesy Transport | 9 |
| Medical Calls | 4 |
| Injured/Sick Bird | 4 |
| Code Enforcement | 3 |
| Assist | 3 |
| Shorebird Flushing | 3 |
| Traffic Stop | 2 |
| Feeding Wildlife | 2 |
| Follow-up | 2 |
| Missing Child/Adult | 2 |
| Vessel Assist | 2 |
| Drone/Kites | 1 |
| Lost Property | 1 |
| Fishing License Check | 1 |

Code Enforcement:

There was an increase of 30% in the Notice of Violations issued this month as opposed to the same time last year. The most significant code violations for the month of June were trash on swale, overgrown weeds, and violations of erosion control devices. 80% of all Code Enforcement investigations resulted in issuance of a Notice of Violation which is a small increase in the ratio as of this time last year. The City's Landscaping registration initiative has identified 216 landscapers on Marco Island, 143 of which have registered. 78 Notice of Violations have been issued for lack of compliance with the initiative.

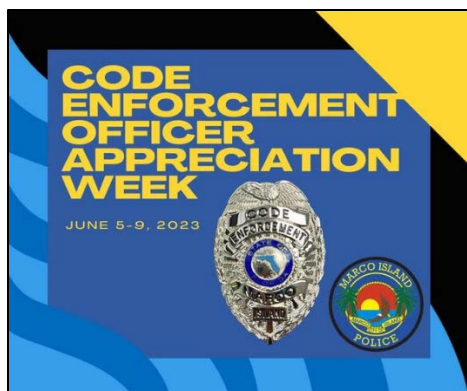
Self-initiated cases by Code Enforcement officers continues to increase this month as part of the proactive enforcement concept enacted by the Chief of Police. This concept focuses on Code Enforcement patrol for violations to improve the environment for the residents of Marco Island.

Code Enforcement Cases



| Type of Violation | Number of Violations |
|---|----------------------|
| Trash on Swale | 81 |
| Overgrown Weeds | 54 |
| Erosion Control | 38 |
| Litter and Debris | 26 |
| Boat & Boat Trailer Parking | 21 |
| Encroachments Over Sidewalk | 21 |
| Irrigation | 18 |
| Sea Turtle Lighting | 17 |
| Parking Citation | 13 |
| Right of Way Obstruction | 12 |
| Public Nuisance | 11 |
| Damaged Sidewalk | 6 |
| Illicit Discharge | 6 |
| Abandoned or Derelict Vehicle/Trailer | 5 |
| Parking on Unapproved Surface | 5 |
| Protected Species Protection Zone | 5 |
| RV Permit | 4 |
| Work Without a Permit | 4 |
| Landscape Certification | 2 |
| Parking and Storage of Certain Vehicles | 2 |
| Staging Without a Permit | 1 |
| Noise | 1 |
| Temporary Storage Shed | 1 |
| Regulation of Beach Conduct | 1 |
| Permit Certificate of Occupancy | 1 |

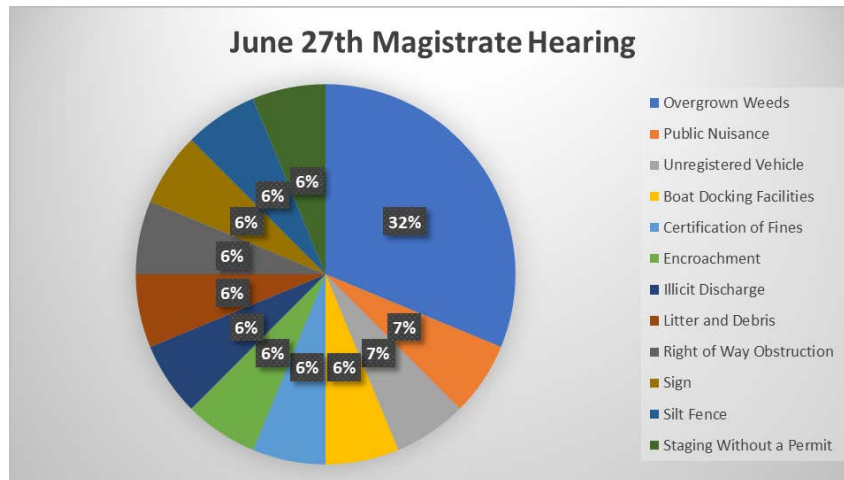
*** This figure reflects the total number of violations and not the number of cases. This is to account for cases with multiple violations.



MIPD celebrated Code Enforcement Officer Appreciation Week this June 5-9th.

June Special Magistrate Hearing

15 cases were presented at the June 27, 2023, Magistrate hearing. 33% of cases were due to overgrown weeds (18-36(10)).



For more information regarding the Special Magistrate Hearings please visit:

<https://marcoisland.legistar.com/Calendar.aspx>

Code Enforcement Protected Species

Sea turtle nesting season began on May 1st and continues until October 31st. All lighting visible from the beach must be turned off by 9:00 PM. Holes on the beach must be filled to prevent turtle disorientation or traps. To report an injured or sea turtle issue please notify one of the following immediately:

- Collier County Sea Turtle Protection Program – 239-252-2952
- Florida Fish & Wildlife Conservation Commission - 1-888-404-FWCC (3922)

Code Officers also ensure the safety of other local wildlife including Gopher Tortoises, Burrowing Owls, and other shorebirds by enforcing local protected species Ordinances.

Code Enforcement: Water Quality

During the month of June of 2023, Code Enforcement issued a total of 44 Notices of Violation, for MS4, Municipal Separate Storm Sewer System. 38 violations were for missing or damaged silt fences. Of the 38 violations, 31 met compliance within the required compliance date and 7 were non-compliant and are scheduled for July Magistrate. The remaining 6 violations were for Illicit Discharge violations. 4 cases met compliance within the required compliance date, and 2 are scheduled for July Magistrate.

Improperly installed silt fences, or lack of a silt fence can allow a significant number of pollutants to enter our waterways or reach surface or ground waters. Enforcement of MS4 violations continues to be a priority for Marco Island.



Protected Sea Turtle Nest on Marco Island's Beaches.



Connect with us @MarcoIsland PD

June Top Performing Posts



MIPD & MIFR host Police & Fire Youth Academy

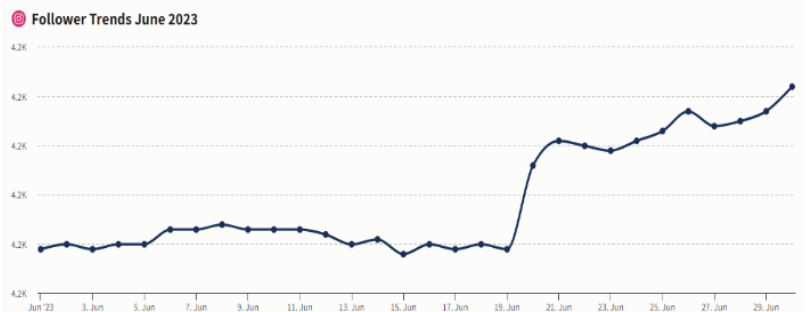


Attempt to identify mail theft suspects.



Announcement for arrest of mail theft suspects

Number of followers for MIPD Facebook, Instagram, Twitter



#Bettertogether Highlight

School Resource Officer Guyer participating in community outreach with the kids at Camp Mackle during his community patrol.



Appendix: June 2023 vs. June 2022

| | JAN | FEB | MAR | APR | MAY | JUN | JUL | AUG | SEP | OCT | NOV | DEC | |
|--|--------|--------|--------|--------|--------|--------|--------|--------|--------|--------|--------|--------|------|
| Community Oriented Policing Activities | 2,249 | 1,855 | 1,989 | 2,018 | 2,066 | 2,032 | 2,181 | 1,950 | 1,862 | 2,104 | 2,201 | 2,155 | 2022 |
| | 2,024 | 1,621 | 1,889 | 1,932 | 2,053 | 2,145 | -- | -- | -- | -- | -- | -- | 2023 |
| Extra Patrols | 9,392 | 7,250 | 7,353 | 8,115 | 7,972 | 7,675 | 7,379 | 7,722 | 7,441 | 7,991 | 8,854 | 7,896 | 2022 |
| | 7,500 | 6,591 | 7,044 | 7,217 | 6,849 | 7,503 | -- | -- | -- | -- | -- | -- | 2023 |
| Parking Complaints | 30 | 89 | 80 | 57 | 32 | 19 | 33 | 41 | 34 | 3 | 12 | 28 | 2022 |
| | 25 | 78 | 94 | 56 | 47 | 26 | -- | -- | -- | -- | -- | -- | 2023 |
| Noise Complaints | 37 | 43 | 61 | 50 | 48 | 44 | 92 | 56 | 33 | 28 | 22 | 38 | 2022 |
| | 35 | 26 | 51 | 39 | 59 | 33 | -- | -- | -- | -- | -- | -- | 2023 |
| Traffic Stops | 844 | 690 | 711 | 799 | 625 | 709 | 864 | 786 | 638 | 446 | 611 | 609 | 2022 |
| | 657 | 592 | 550 | 604 | 515 | 523 | -- | -- | -- | -- | -- | -- | 2023 |
| Noise Complaints Verified | 2 | 1 | 1 | 2 | 4 | 4 * | 1 * | 7 * | 1 | 3 | 2 | 1 | 2022 |
| | 1 | 0 | 2 | 2 | 6 | 1 | -- | -- | -- | -- | -- | -- | 2023 |
| Traffic Citations | 135 | 106 | 143 | 119 | 91 | 96 | 114 | 139 | 112 | 27 | 83 | 80 | 2022 |
| | 111 | 89 | 64 | 65 | 53 | 69 | -- | -- | -- | -- | -- | -- | 2023 |
| Traffic, Parking & Vessel Warnings | 201 | 212 | 203 | 197 | 187 | 194 | 215 | 210 | 171 | 55 | 122 | 134 | 2022 |
| | 146 | 152 | 152 | 139 | 156 | 175 | -- | -- | -- | -- | -- | -- | 2023 |
| Vehicle Crash | 49 | 38 | 46 | 42 | 21 | 11 | 39 | 15 | 51 | 24 | 20 | 23 | 2022 |
| | 48 | 44 | 44 | 32 | 25 | 9 | -- | -- | -- | -- | -- | -- | 2023 |
| Criminal Cases - Open | 11 | 16 | 7 | 10 | 7 | 4 | 5 | 5 | 6 | 11 | 5 | 8 | 2022 |
| | 11 | 15 | 12 | 8 | 12 | 10 | -- | -- | -- | -- | -- | -- | 2023 |
| Criminal Cases - Closed | 46 | 61 | 72 | 63 | 64 | 52 | 65 | 61 | 61 | 63 | 42 | 58 | 2022 |
| | 60 | 52 | 62 | 52 | 41 | 25 | -- | -- | -- | -- | -- | -- | 2023 |
| Criminal Cases - Cleared | 2 | 6 | 12 | 4 | 12 | 13 | 10 | 15 | 15 | 16 | 17 | 14 | 2022 |
| | 15 | 12 | 15 | 7 | 1 | 8 | -- | -- | -- | -- | -- | -- | 2023 |
| Criminal Case - Follow-Ups | 45 | 37 | 52 | 47 | 46 | 31 | 32 | 33 | 31 | 38 | 6 | 31 | 2022 |
| | 55 | 62 | 86 | 47 | 56 | 41 | -- | -- | -- | -- | -- | -- | 2023 |
| Crime or Incident Reports Taken | 84 | 90 | 100 | 89 | 89 | 79 | 91 | 88 | 88 | 100 | 73 | 89 | 2022 |
| | 99 | 79 | 97 | 72 | 79 | 56 | -- | -- | -- | -- | -- | -- | 2023 |
| Persons Arrested | 13 | 6 | 10 | 4 | 11 | 11 | 12 | 15 | 14 | 13 | 15 | 15 | 2022 |
| | 17 | 10 | 13 | 5 | 9 | 7 | -- | -- | -- | -- | -- | -- | 2023 |
| Beach Patrol Events | 557 | 563 | 717 | 671 | 982 | 569 | 872 | 753 | 644 | 531 | 553 | 622 | 2022 |
| | 534 | 626 | 718 | 566 | 661 | 599 | -- | -- | -- | -- | -- | -- | 2023 |
| Marine Patrol Events | 337 | 459 | 712 | 459 | 636 | 435 | 635 | 895 | 487 | 450 | 734 | 354 | 2022 |
| | 647 | 499 | 1,024 | 955 | 822 | 872 | -- | -- | -- | -- | -- | -- | 2023 |
| Calls for Service | 13,124 | 11,744 | 12,337 | 13,119 | 12,548 | 12,071 | 12,518 | 12,522 | 12,057 | 12,424 | 13,323 | 12,710 | 2022 |
| | 12,646 | 11,065 | 12,204 | 10,881 | 10,433 | 11,276 | -- | -- | -- | -- | -- | -- | 2023 |

Calls for Service data reflects activity captured in an agency's Computer-Aided Dispatch (CAD) System for any call (not per incident) that causes a police officer or code enforcement officer to take an action or expend agency resources, whether agency-initiated or citizen initiated.

* Note, may be under-reported due to CAD coding issue.

| | | | | | | | | | | | | | |
|--|----|----|----|----|-------|-------|----|----|----|----|----|----|------|
| Vehicle Count (Jolley Bridge North bound). | NA | NA | NA | NA | 8,233 | 5,615 | -- | -- | -- | -- | -- | -- | 2023 |
| Vehicle Count (Jolley Bridge South bound). | NA | NA | NA | NA | 9,263 | 7,011 | -- | -- | -- | -- | -- | -- | 2023 |

Note: 2023 Jolley Bridge vehicle count data has been effected by Hurricane Ian damage. Reporting resumed June 2023 for Daily Averages.



SROs McElroy and Guyer out on the water with MIPD Youth Academy participants.