



# City of Marco Island

Meeting Date: May 2, 2022  
To: City Council  
From: Chief Tracy L. Frazzano  
Through: Michael A. McNees, City Manager  
Re: March 2022 Monthly City Council Report

The Marco Island Police Department's mission is to enhance the quality of life for the residents and visitors in our community through professional law enforcement services and community policing. One component of this commitment is to provide a safe and secure environment. Below are highlights of our safety commitment to the community and our dedicated officers.

For the past 2 years, the Marco Island Police Department provided undercover and surveillance assistance with a Southwest Florida Narcotics Enforcement Task Force. We, along with other law enforcement agencies including Lee County Sheriff's Office, Collier County Sheriff's Office, Naples Police and Cape Coral Police worked in partnership to successfully apprehend a growing regional network of narcotic suppliers.

In March, the joint task force's hard work paid off with 27 people arrested in connection to a major drug trafficking operation out of Cape Coral. The arrested individuals are facing multiple drug trafficking charges. In addition to the arrests, 19 firearms were seized, along with \$200,000 worth of cocaine; 4 kilos of heroin; 7 kilos of MDMA/ecstasy; 2 pounds of fentanyl; over 1,000 grams of meth; and \$146,000 in currency. Marco Island Police Department will continue assisting the State Attorney's office with these cases for prosecution.

Marco Island Police Department recently applied for funding to help purchase protective vests for our officers. In March, the Preferred Governmental Insurance Trust presented Marco Island Police Department with an award to secure body armor (bullet proof vests) for new officers and replace expired vests.

The ability to purchase and replace body armor on a regular basis is invaluable to our officers. We appreciate the support provided to the Marco Island Police Department from the Preferred Government Insurance Trust.



## March Police Activity

### Crime report:

100 incident reports were written in the month of March. Approximately one-quarter of the incident reports were criminal, consistent with the number of criminal reports taken the same time last year. 10 arrests were made in March 2022, half of which were battery offenses (includes both domestic violence and non-domestic-violence related batteries).

Fraud cases continued to be reported this month. Fraud reports increased this year versus last year, driven by real estate and rental scams. Marco Island Police Department's Sgt. Mark Huffor proactively provided Real Estate Fraud Awareness training to the Marco Island Area Association of Realtors (MIAAOR). His presentation addressed property fraud and rental scams occurring on the island. Discussion focused on educating real estate agents of the fraudulent activity, case studies and methods they can take to help with fraud prevention.

2022 vs. 2021 Crimes by Category, Non-Criminal Offenses				
Mar-2022		Mar-2021		'22 v. '21
Crimes against Persons	# of incidents	Crimes against Persons	# of incidents	Diff.
Domestic Battery	3	Domestic Battery	2	
Assault	3	Assault	0	
Intimidation/Stalking	1	Intimidation/Stalking	0	
<b>Total</b>	<b>7</b>	<b>Total</b>	<b>2</b>	<b>250%</b>
<b>Property Crimes</b>		<b>Property Crimes</b>		
Burglary Auto	0	Burglary Auto	4	
Theft	7	Theft	6	
Criminal Mischief/ Vandalism	1	Criminal Mischief/ Vandalism	3	
Fraud	5	Fraud	0	
<b>Total</b>	<b>13</b>	<b>Total</b>	<b>13</b>	<b>NC</b>
<b>Misc. Crimes</b>		<b>Misc. Crimes</b>		
Others (Trespass, Warrants, etc)	1	Others (Trespass, Warrants, etc)	0	
Disorderly Intoxication	1	Disorderly Intoxication	0	
Criminal Traffic	5	Criminal Traffic	3	
<b>Total</b>	<b>7</b>	<b>Total</b>	<b>3</b>	<b>400%</b>
<b>Crimes against Society</b>		<b>Crimes against Society</b>		
DUI	1	DUI	5	
Narcotics	0	Narcotics	1	
<b>Total</b>	<b>1</b>	<b>Total</b>	<b>6</b>	<b>-83%</b>
<b>Other Incidents</b>		<b>Other Incidents</b>		
Marchman Act	4	Marchman Act	2	
Baker Act	1	Baker Act	5	
Operation Medicine Cabinet	2	Operation Medicine Cabinet	1	
Non-Criminal incidents	65	Non-Criminal incidents	63	
<b>Total</b>	<b>72</b>	<b>Total</b>	<b>71</b>	<b>1%</b>



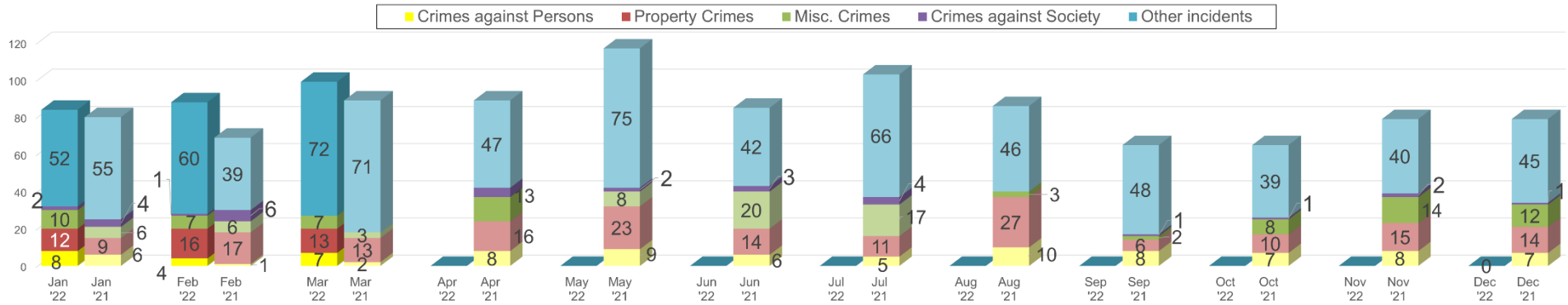
**Sgt. Huffor provided Real Estate Fraud education and prevention to MIAAOR (Marco Island Area Association of REALTORS)**

Note: Non-criminal incidents are reports that do not have a criminal offense or are information reports. Examples include fraud cases (outside of Marco Island jurisdiction), other agency assists, lost, and found items and medical assists.

## 2022 vs 2021 Incident Trends

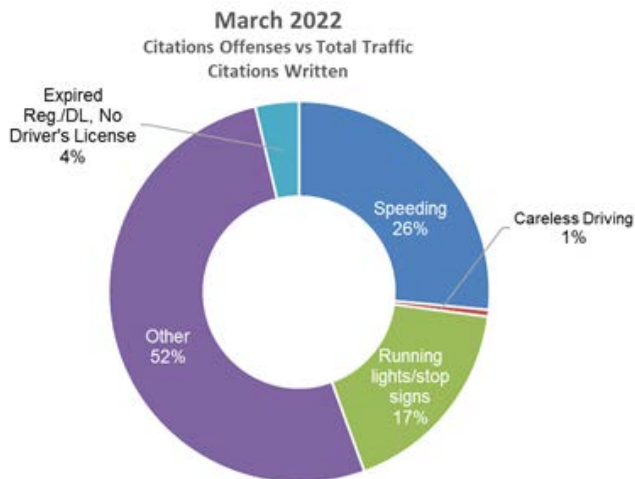
65 non-criminal incidents were reported in March 2022. Reports for lost and found property represented most of the non-criminal reports (30%), followed by individuals driving with a suspended license without knowledge (15%), and medical assists (11%)

2022 v. 2021 Incident Trends by Crime Category, Non-Crime



2021	Increased DUI arrests	GTAs/ Vehicle Thefts	License Plate Reader	GTAs/ Vehicle Thefts	Criminal Traffic Violations
2022	Bicycle Thefts	Real Estate Fraud			

## Traffic patrol



351 traffic citations and warnings were issued in March. Speeding represented the largest amount of infractions written (26%); running red lights and stop signs represented the second highest share of citations (17%).

Marco Island Police Department recently acquired a mobile traffic speed display sign board to help make our streets safer. The goal of these boards is to display the speed of the vehicle, so the driver realizes they are driving too fast. We are placing these mobile display boards on main thoroughfares or areas with a concentration of pedestrians to inform drivers they need to slow down and be safe.

1 license plate and 9 driver's licenses were confiscated from motorist operating a vehicle with a suspended or cancelled license. 3 drivers were arrested for knowingly operating a vehicle with a suspended license and transported to Naples Jail Center. 1 driver was transported to Naples Jail Center for driving while under the influence. Over the week leading up to St. Patrick's Day, the Marco Island Police Department boosted social media posts to remind visitors and residents the dangers of drinking and driving.

## Traffic patrol

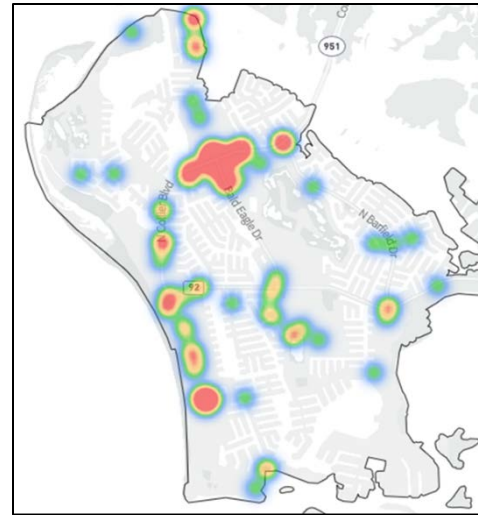
Signal4Analytics is a software tool that aggregates crash data to visually identify crash trends. Marco Island Police Department uses this information to help inform where we need to allocate resources.

109 reported crashes\* occurred across January – March 2022. Most crashes involved no injuries.

Almost half of the collisions this quarter occurred in parking lots. Marco Island Police reminds our community members to exercise caution and move slowly through parking lots that may have higher than normal driving distractions (such as construction).

Marco Island Police Department's patrol unit is using equipment such as the newly acquired mobile traffic speed display sign, and extra patrols to prevent crash occurrences in these hotspots.

## Signal4Analytics Crash Heatmap (Jan –Mar 2022)



\*does not include Driver's Exchanges, when the drivers do not want a police report.

## March Detective Bureau Monthly Report

### Investigative Summary:

Investigative cases for our detective bureau increased by 12% this month versus the same time period last year due to more battery and fraud occurrences.

	Mar-22	Mar-21	22 vs. 21 Diff.
Closed	72	58	24%
Cleared	12	14	-14%
Open	7	10	-30%
Suspended	9	7	29%
Total	100	89	12%

### Cases Closed by Detective Bureau:

**Bomb Threat** – A bomb threat at a local gasoline station was investigated. The threat was unfounded due to a misunderstanding caused by a language barrier.

**Hit and Run** –A suspect was identified and criminally cited after an individual reported a hit and run crash.

**Hit and Run** – A hit and run crash occurred and a suspect later identified; the victim declined prosecution.

**Protection Order Violation / Assist other Agency**– A protection order violation was reported to have occurred in Fort Myers. Marco Island Investigators referred the incident violation to Fort Myers PD, the agency with jurisdiction over this case.

**Petit Theft** –Three bicycles were stolen from the parking lot of a local restaurant. No suspect has been identified.

**Petit Theft** –A portable speaker was stolen from the beach. No suspect has been identified.

**Death Investigation** – A death investigation was closed and ruled from natural causes.

**Investigative Summary (continued):**

**Death Investigation** – A supplemental report was completed documenting that the Medical Examiner and investigation findings show a death to be accidental.

**Follow-Up Reports from Patrol:**

**Cyber Harassment** – Nude photographs received from an unknown suspect. Investigation ongoing.

**Battery with Victim over 65 Years** – A verbal argument over a handicapped parking space culminated in the aggressor striking the victim in the face. Investigation ongoing.

**Self-Initiated Reports:**

**Grand Theft** – More victims identified from money wire scam. Victims were contacted by the Detective Bureau for follow up investigations.

**Operation Medicine Cabinet** – 55 lbs. of assorted prescription medications were removed from the public drop-off site and placed into evidence pending destruction.



***Preferred Governmental Insurance Trust awarded Marco Island Police Department with funds to purchase body armor.***

**Detectives: Investigation Summary for March**

Case Management		Arrests/Warrants/Prosecution/ Hearings	
Supplemental Reports	59	Arrest Warrant Requests	2
Det. Supervisor Review of Reports	37	Warrant Checks	17
Det. Supervisor Evidence Log Processing	21	Contact with State Attorney's Office	2
Initial Reports Written	6	Court Hearing	1
Self-Initiated Repts	5	Arrests	1
Exploratory (Collection / Documentation)		Follow up / Assists	
Interviews	19	Case follow-ups	52
Evidence Submissions	8	Bulletins Created/ Distributed	26
Neighborhood Canvass	2	State Attorney/ Clerk of Court	3
Videos Processed from WatchGuard	12	Other Agency Assists	1
Subpoena Requests	11	Department of Children & Families referrals	2
Death Investigations	1	Policing	
		Special Events Coverage	18
		Traffic Stops	2

## March Marine Report

The Marine Unit observed an increase in boater traffic on Marco Island waterways during the month of March with a record number of reported events.

Officers Josh Ferris and Bob Marvin conducted safety and sanitation inspections of anchored vessels in Factory Bay and the Marco River. All vessels followed Coast Guard regulations. 63 safety checks were performed and issued inspection decals.

Officers responded to several reported marine emergencies (MERT) during March. Highlights are below:

A resident reported his boat missing from his dock on Caxambas Ct. Officer Marvin responded and determined that the boat drifted off the boat lift. He later located the missing vessel on Dickmans' Point and assisted the owner in retrieving his vessel.

Officer Garner responded to a reported vessel crash involving four vessels at the Esplanade Marina. Officer Garner conducted the vessel crash investigation; no injuries were reported.

Officer Marvin responded to a marine emergency on Kice Island where a woman had fallen and injured her leg. Officer Marvin arrived on scene and provided first aid until medics arrived to treat the patient.

Officer Ferris and Officer Garner responded to a downed aircraft 17 miles south of Everglades City. Officers assisted US Coast Guard, National Park Service and Marco Island Fire Rescue personnel in performing a grid search for the aircraft. USCG air assets later located a debris field. The incident is under investigation by the US Coast Guard.

Officer Ferris responded to a reported vessel fire 3 miles west of Cape Romano. Officer Ferris located the vessel and determined the vessel had engine problems, which caused black smoke to bellow from the exhaust. The Captain of the vessel advised that he was not in distress and could navigate to shore to complete repairs.

March 2022 Marine Events	Mar-22	Mar-21
Total Events	712	198
Canal, Bay River and Gulf patrol	203	44
Patrols/ Business Checks	71	23
Vessel Stops	120	41
Warnings	103	41
Sanitation inspections Factory bay	2	20
Sanitation Inspections Smoke House bay	6	10
Suspicious Vessels	8	1
MERT	4	1
Assist Boater/Citizen Contacts	9	23
Citations	11	0
Resource Checks	11	2
Boater Safety Checks*	63	--
Patrols/ Inspections of Marinas	101	15

\*Newly reported activity in 2022

More than 1 incident may have occurred during an event



**MERT assist with Marco Island Fire Department for injured passenger**



**Marine Patrol called to vessel fire, later determined to be engine problems**

Sgt. Casabona met with members of the GRIP Team (Gathering Resources Intelligence & Personnel). The team is made up of Marine Unit counterparts and representatives from the FWC, Collier County Sheriff Department, Naples Police Department, and the National Park Service. Topics discussed were derelict and at-risk vessels, livery violations, human smuggling and coordinating future training operations.

## School Resource Officers

During February, our School Resource Officers worked in partnership with Tommie Barfield Elementary School to conduct a fun and interactive series of workshops with our community's 5<sup>th</sup> graders. Students participated in a 10-week L.E.A.D. program (Law Enforcement Against Drugs & Violence). Lessons promoted the importance of self-confidence for these young people with a goal to foster healthy relationships, make healthy choices, resist substance abuse and stop bullying. We are proud of this year's graduates and their course accomplishment.



*Some of the graduating members of the L.E.A.D program at Tommie Barfield Elementary School*



*Officer Prigge talks with community members during Coffee with a Cop, held at the Red Rooster*

## March Training

- Officer Richard Palys was certified in speed measurement with radar and laser devices.
- Lt. Matt Gallup attended and became certified in Complex Coordinated Attacks.
- Detective Mitchell Kelley received advanced training for Child Sex Crimes Investigations.
- Officers received training in less-lethal weapons (example includes TASERS)
- All employees received Equal Employment Opportunity training and management of Infectious Disease training.

## March Employee News

- Reserve Andrew Smith transitioned to full time Police Officer.

**WELCOME BACK TOM!** The MIPD Detective Bureau was happy to welcome Tom Jones and his wife Karen



*Tom is second row, first on the left*

back for a visit to Marco Island. Tom was one of the original Police Officers who was later promoted to lieutenant on the Marco Island Public Safety Department. When the agency later became the Police Department, he was the first Interim Police Chief who guided the new agency until a Police Chief was named. Later, Tom and Karen moved back to his roots in the panhandle and had another successful career before retiring from the Santa Rosa County Sheriff's Office.



## March Reserve / Auxiliary Program Activity Hours

Reserve and Auxiliary Police Officers are unpaid volunteers who are certified by the State of Florida to perform in the law enforcement role. These officers must meet the Department's and State of Florida's annual retraining / certification requirements. Reserve and Auxiliary personnel are required to volunteer a minimum of 16 hours per month. They perform a variety of functions for our department and community which are outlined in the chart below. Particularly they assist full-time personnel at community events or special duty functions (requests for an officer to be assigned and compensated by the outside vendor) and during significant weather events such as hurricanes or flooding. Reserve and Auxiliary Officers provide an additional uniformed police presence in neighborhoods, commercial areas, schools, parks, and beaches. Once a month Reserve and Auxiliary Officers have a staff meeting to review policy changes, attend training and address planning and logistical requirements.

Activity Type	March 2022	February 2022	January 2022
Administrative	20	20	18
Background Investigations	0	0	15
Beach Patrol	0	4	5
Community Events	10	35	15
Investigations / Follow-up	5	0	0
Marine Patrol	0	0	0
Monthly Meeting	16	16	0
Park Patrol	0	3	3
Special Duty (Paid)	107	78	104
Special Duty (Unpaid)	6	0	10
Solo Patrol	0	3	0
2 <sup>nd</sup> OFC Patrol	0	0	0
Program Coordination	15	15	12
Training	68	64	12
Weather Event	0	0	0
Other	0	0	0
<b>Total</b>	<b>247</b>	<b>238</b>	<b>194</b>



*CSO Warder helping Chase find his parents.*

## Special Duty Hours – Performance of Law Enforcement Duties Compensated by Outside Vendors

Special Details in March totaled 318 hours, ↑ 2 hours from February.

- United Church                      Security                      19 Hours
- JCMi                                      Security                      40 Hours
- Island Country Club              Security                      64 Hours
- Presbyterian Church              Security                      29 Hours
- Farmer's Market                   Security & Traffic           100 Hours
- San Marco Catholic Church      Security                      39 Hours
- St. Mark's Art Show                Traffic                        12 Hours
- Center for the Arts Show        Traffic                        12 Hours
- MICA Wine Tasting                Traffic                        3 Hours

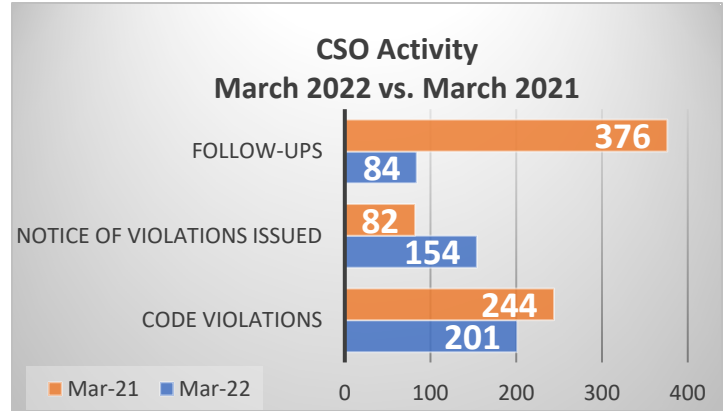


## March Code Enforcement:

Community Service Officers (CSOs) responded to 546 calls for service during March 2022, a 150% increase vs. the same time last year.

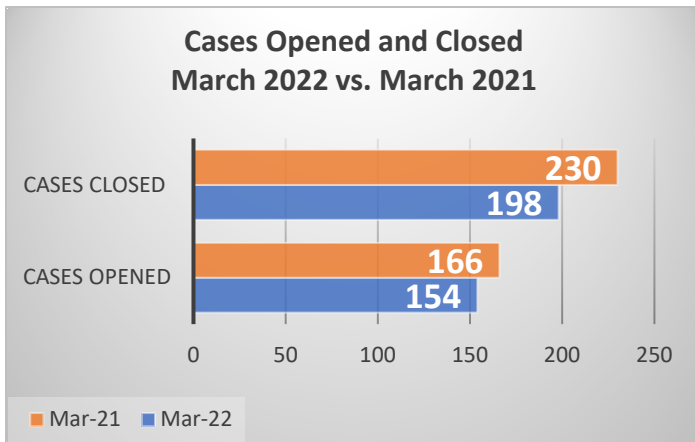
The majority of Code Enforcement events (77%) were self-initiated. Since the start of the year, our Community Service Officers strengthened patrols behind new construction, protected species and water quality code enforcement.

Three-quarters of all code enforcement investigations (75%) resulted in the issuance of a Notice of Violation. The amount is up significantly versus the same time period last year (almost doubled).



## March 2022 Code Enforcement Cases

154 cases were opened in March 2022, similar to the number opened this time last year. The three most significant violation for the month of March 2022 include: City Code Ordinances 50-37 "Prohibited Parking", 18-38(8) "Placement of Waste on Curb", and 30-1007(c)(1) "Boat and Boat Trailer Parking". 61 noise complaints were made during March; 1 of those complaints was deemed valid.



Type of Violation	Number of Violations
Parking Citations/Warnings	52
Placement of Trash on Swale	39
RV Permits	15
Boat and Boat Trailer Parking	7
Litter and Debris	7
Erosion Control	7
Damaged Sidewalk	4
Public Nuisance	3
Right of Way Obstructions	2
Work Without a Permit	2
Staging Without a Permit	2
Illicit Discharge	2
Noise	1
Weeds/Tall Grass	1
Dock Dimensional Standards	1

\*\*This figure reflects the total number of violations and not the number of cases. This is to account for cases with multiple violations.

## Code Enforcement Cases

### March 2022, Special Magistrate Hearing Cases

March Special Magistrate cases were continued to April's session (April 26, 2022). The link to the last Magistrate hearing's minutes (February 2022) can be reviewed by clicking on the link below:

[City of Marco Island Florida - Meeting of Code Enforcement Magistrate on 2/22/2022 at 10:30 AM \(legistar.com\)](#)

### Code Enforcement: Water quality

Marco Island's water quality is a concern for the community and a primary focus for our City Council. A healthy wildlife community is critically dependent upon clean water. When water becomes polluted, a harmful chain of events occurs impacting wildlife's ability to thrive and compromises our Island's quality of life.

To ensure our waterways stay clean, Marco Island Community Service Officers (CSOs) stepped up efforts supporting ordinance MS4 (Municipal, Separate, Storm, Sewer System Ordinance 4). MS4 identifies various types of violations that have a detrimental effect on our waterways. The following City codes support MS4 Ordinance:

- Illicit Discharges, Sec 18-212: Control of pollutants introduced to the city's water system (examples include: lawn clippings or debris in the canal, roof water routed to waterways).
- Fertilizer permitting Sec 18-65: Permits must be obtained to fertilize on Marco Island, and; no one is permitted to apply fertilizer during the rainy season (June 1<sup>st</sup> to September 30<sup>th</sup>).
- Storm Water Pollution prevention for Construction Sec 18-213: Contaminant prevention from entering waterways, on construction sites (examples include ensuring silt fences are on perimeter of site, soil piles on construction sites are covered)

This year to date, officers wrote 14 violations for building without silt fences and 3 illicit discharges. 3 landscaping companies fertilizing without a permit received education and information regarding the permitting requirements. To ensure more people are aware of water quality supported City Codes, Marco Island Police Department's Education Specialist developed an education based social media campaign that will run throughout the year.

### Code Enforcement Protected Species Update

**Burrowing Owls:** This month, Marco Island Code Enforcement issued an increased number of violations for vehicles parking too close to burrows. Vehicles cannot park within 33 feet from a posted burrow during breeding season. 25 violations occurred in March; most of these violations involved construction vehicles parked on undeveloped lots with owls' burrows.

One construction site received 10 violations due to construction vehicles parked on adjacent lots with burrows. To mitigate repeat offenses, our Code Enforcement officers proactively provided information and verbal warnings to educate construction workers. This tactic proved successful for compliance. The remaining 15 parking violations occurred throughout the city; 13 verbal warnings and two citations were issued.

The Audubon of Western Everglades, (AWE), estimates that Marco Island has 363 burrows on the island with at least 22 sites having active chicks. AWE is also pleased that 118 additional new starter burrows have been created. Of these starter burrows, 15 have owls and 13 have pairs. Sadly, one owl was hit by a car in March. The owl was rescued and taken to the Conservancy. The owl remains in rehabilitation. Our Community Service Officers (CSOs) continue to remind our community members to drive with caution; Burrowing Owls are active day and night, frequently flying low due to their habitat.

**Gopher Tortoises:** According to AWE, 1201 gopher tortoises are estimated to live on Marco Island. They are an important part of the ecosystem and considered a “keystone species”; their burrows provide shelter for up to 360 other species.

Gopher Tortoises have experienced significant challenges this year: 13 were hit and killed by vehicles. The Marco Island Police Department is working with its partners to try to curb this phenomenon. Specifically, we met with the City Environmentalist, Public Works, AWE, and environmental consultant Nancy Richie (owner of Island Environmental & Marine Services). The Marco Island Police Department set up speed sentry signs in the area and enforced speed violations. Code Officers have stopped traffic to assist Tortoises to safety. Marco Island Code Enforcement also partnered with our Education Specialist to create a social media education campaign designed to remind residents and visitors that gopher tortoises have restricted range of vision and are slow moving animals.



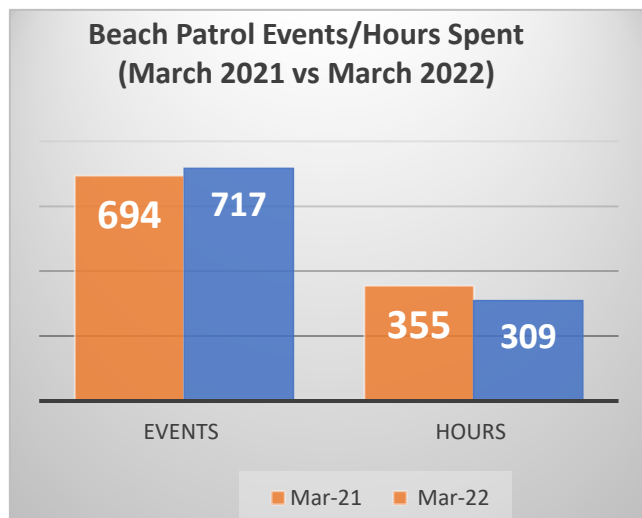
To help protect the Gopher Tortoises, Marco Island established a year-round 25-foot restriction to prevent vehicles from parking too close to the burrows. Since January 2022, CSOs received 8 Gopher Tortoise service calls. Of these 8 calls, 4 were related to parking too close to the burrow and the balance were informational or reporting Tortoise struck by vehicles. Community members can call our non-emergency line (239-389-5050) if they believe violations are occurring.

**Beach Report**

March beach hours and events peaked at a yearly high during March, potentially due to visitors enjoying Spring Break. The number of CSO assists almost doubled this month verses last month with more community policing service calls and providing information/ directions. Our officer’s debris pick-up and litter control also increased by a third this month in comparison to last month.

Officers were active with Water Safety. Rip-tide currents were strong this month. CSOs patrolled beaches, advising swimmers of strong current risks. Marco Island PD supplemented warnings with social media campaigns advising beach visitors about riptides and safety measures they can use to protect themselves.

Activity	Events
Patrol Activity	174
Pick Up Debris/Litter	100
Information/Directions	75
Community Oriented Policing Activity	42
Inspect/Check Beach Signs	32
Glass on Beach Enforcement	24
911 Calls	18
Fill Holes in Sand	17
Marine Emergency Call Assist	15
Dog on Beach	13
Youth Badge/Photo Op	11
Bikes on Beach	12
Injured/Sick Bird/Animal	5
Courtesy Transport	4
Special Detail	3
Medical Emergency	3
Trespass	3
Fishing License Check	3
Traffic Problem	3
Shorebird Flushing	2
Found Property	2
Assists	2
Suspicious	1
Missing Person	1



## March Community Engagement Report

### Connect with us @MarcoIsland PD

Marco Island Police Department participated in a City-wide education program for Flood Awareness week, partnering with the Florida Floodplain Association. Every day for a week, messages communicated various tips about protecting yourself in a flood area, such as raising electrical system components, awareness of building regulations, flood mapping, and need to keep drains clear of debris.

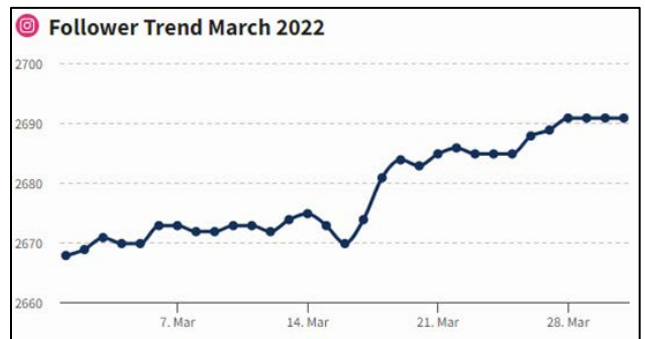
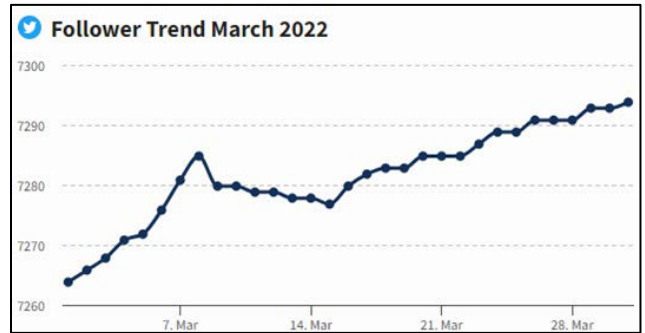
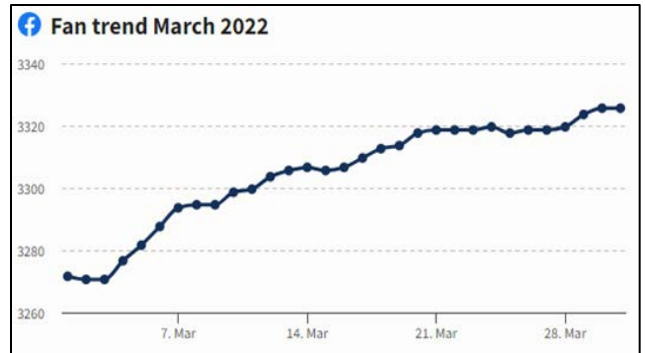
With the increase of real estate and rental scams, this month's community crime prevention efforts focused on recognizing scams, providing helpful tips and resources.

City ordinance messages were also pushed out reminding our community residents and visitors about parking regulations, shared sidewalks, and beach regulations.

Youth engagement continues to be a priority for MIPD; our fleet was sparkly clean after visiting Marco Island Academy's (MIA) History and Culture Club car wash fundraiser. Tommie Barfield Elementary kept our School Resource Officers smiling with Read Across America, World Leaders Day, and a visit to Collier County Fairgrounds.



Number of followers for Marco Island Police Department Facebook, Twitter, Instagram March 2022



#### #Bettertogether Highlight



**Officers Garner, Schmid and Marine Officer Ferris worked together to rescue Boojee, a Shiba Inu who came up missing and later found in a canal. Boojee accidentally fell in and was unable to get out. Boojee was saved and returned to his thankful owner.**

#### March Top Performing Posts



Flood awareness



A thank you for a surprise donation of glow in the dark frisbees!



Help in identifying a suspect

## Appendix: March 2022 vs. 2021 Activity Overview

	JAN	FEB	MAR	APR	MAY	JUN	JUL	AUG	SEP	OCT	NOV	DEC	
<b>Community Oriented Policing Activities</b>	2,332	2,327	2,065	2,118	2,255	2,357	2,583	2,144	2,464	2,426	2,061	2,020	2021
	2,249	1,855	1,989	--	--	--	--	--	--	--	--	--	2022
<b>Extra Patrols</b>	7,993	7,885	8,596	8,063	7,261	6,627	7,728	8,821	10,398	10,751	8,374	8,859	2021
	9,392	7,250	7,353	--	--	--	--	--	--	--	--	--	2022
<b>Parking Complaints</b>	20	34	31	42	37	41	93	80	49	34	23	32	2021
	30	89	80	--	--	--	--	--	--	--	--	--	2022
<b>Noise Complaints</b>	52	44	86	85	105	83	103	68	43	54	22	30	2021
	37	43	61	--	--	--	--	--	--	--	--	--	2022
<b>Traffic Stops</b>	801	795	670	819	823	726	857	649	776	790	689	754	2021
	844	690	711	--	--	--	--	--	--	--	--	--	2022
<b>Noise Complaints Verified</b>	8	5	15	16	16	16	11	13	4	12	1	5	2021
	2	1	1	--	--	--	--	--	--	--	--	--	2022
<b>Traffic Citations</b>	112	109	70	96	116	152	166	59	120	107	88	73	2021
	135	106	143	--	--	--	--	--	--	--	--	--	2022
<b>Traffic, Parking &amp; Vessel Written Warnings</b>	174	165	127	148	234	175	190	226	245	197	119	152	2021
	201	212	203	--	--	--	--	--	--	--	--	--	2022
<b>Vehicle Crash</b>	31	24	66	32	28	35	29	13	17	20	36	29	2021
	49	38	46	--	--	--	--	--	--	--	--	--	2022
<b>Criminal Cases - Open</b>	5	7	10	9	17	10	10	17	5	9	16	6	2021
	11	16	7	--	--	--	--	--	--	--	--	--	2022
<b>Criminal Cases - Closed</b>	52	37	58	44	53	45	57	50	46	40	37	52	2021
	46	61	72	--	--	--	--	--	--	--	--	--	2022
<b>Criminal Cases - Cleared</b>	18	14	14	25	2	29	28	10	7	2	13	10	2021
	2	6	12	--	--	--	--	--	--	--	--	--	2022
<b>Criminal Case - Follow-Ups</b>	23	27	31	42	61	47	33	43	35	56	28	32	2021
	45	37	52	--	--	--	--	--	--	--	--	--	2022
<b>Crime or Incident Reports Taken</b>	80	69	89	89	117	99	103	86	65	64	79	79	2021
	84	90	100	--	--	--	--	--	--	--	--	--	2022
<b>Persons Arrested</b>	19	15	12	21	17	33	23	11	7	10	18	8	2021
	13	6	10	--	--	--	--	--	--	--	--	--	2022
<b>Beach Patrol Events</b>	720	694	694	817	1,204	590	859	637	654	599	556	638	2021
	557	563	717	--	--	--	--	--	--	--	--	--	2022
<b>Beach Patrol Hours</b>	305	258	355	359	398	251	362	249	266	214	198	258	2021
	222	221	309	--	--	--	--	--	--	--	--	--	2022
<b>Marine Patrol Events</b>	354	205	198	286	200	143	78	227	163	233	275	703	2021
	337	459	712	--	--	--	--	--	--	--	--	--	2022

<b>Total Impact Count 2021</b>	26,279	25,691	26,979	26,303	25,012	23,312	27,058	27,578	30,872	30,305	25,612	27,463	2021
<b>Total Impact Count 2022</b>	27,380	23,487	24,915	--	--	--	--	--	--	--	--	--	2022

**Total Impact Count** is a total of all events and hours that occurred during a month, including items listed and calls for service. The purpose is to serve as a barometer of the amount of resources dedicated that month by MIPD. It does not include Jolly Bridge Traffic Counts.

<b>Calls for Service</b>	13,180	12,977	13,792	13,192	12,068	11,853	13,745	14,175	15,508	14,687	12,979	13,723	2021
	13,124	11,744	12,337	--	--	--	--	--	--	--	--	--	2022

**Calls for Service** is the amount of events that occurred during that month and is registered in the dispatch system, CAD (abbreviation for Computer Aided Dispatch). Total Impact Count will always be higher vs. Calls to Service because it includes non-reported events such as beach hours, criminal case status, etc. It does not include Jolly Bridge traffic count.

<b>Vehicle Count (Jolley Bridge North bound). Avg. Daily</b>	15,628	17,985	17,664	--	--	--	--	--	--	--	--	--	2022
<b>Vehicle Count (Jolley Bridge South bound). Avg. Daily</b>	15,896	17,610	17,051	--	--	--	--	--	--	--	--	--	2022

