



# City of Marco Island

Meeting Date: July 18, 2022  
To: City Council  
From: Chief Tracy L. Frazzano  
Through: Michael A. McNees, City Manager  
Re: May 2022 Monthly City Council Report

The Marco Island Police Department believes that a safe and healthy community is built on a collaborative partnership between the law enforcement agency and the individuals and organizations they serve. Together, we have a shared responsibility.

The Marco Island Police Department and Marco Island Sunrise Rotary have a partnership program called KOPS, Kindness on Patrol. KOPS is an innovative program that exemplifies how private businesses and law enforcement can work together to promote public safety through proactive intervention.

The KOPS program is built on the premise of leveraging first responders to help identify and provide solutions to some of the daily social and economic challenges impacting our community members. The Marco Island Sunrise Rotatory provides resources for those community members when that immediate need is identified by our officers. The goal of this program is to avert conditions that could manifest to criminal behavior through prevention.

Several people and families have been helped through the KOPS program with groceries, school clothing, and supplies for vehicle repair. A simple act of kindness not only lifts an immediate burden, but also helps affirm community inclusion and solidifies trust with all community stakeholders, including law enforcement.



## May Police Activity

### Crime report:

88 incident reports were written during May. 12 arrests occurred, of which 5 were for criminal traffic (driving without licenses with knowledge), 2 for battery, 2 for driving under the influence, and the balance for loitering, theft, and criminal mischief.

The number of Crimes against Persons and Property decreased this year versus the same period last year. In May 2021, a series of vehicle break-ins contributed to the high number of reported property crimes.

2022 vs. 2021 Crimes by Category, Non-Criminal Offenses				
May-2022		May-2021		'22 v. '21
Crimes against Persons	# of incidents	Crimes against Persons	# of incidents	Diff.
Sex offenses	1	Sex offense	2	
Domestic Battery	1	Domestic Battery	3	
Assault	1	Assault	2	
Intimidation/Stalking	1	Intimidation/Stalking	2	
Total	4	Total	9	-56%
<b>Property Crimes</b>		<b>Property Crimes</b>		
Burglary	1	Burglary	0	
Burglary Auto	0	Burglary Auto	6	
Motor Vehicle Theft	1	Motor Vehicle Theft	0	
Theft	4	Theft	14	
Criminal Mischief/ Vandalism	4	Criminal Mischief/ Vandalism	3	
Total	10	Total	23	-57%
<b>Misc. Crimes</b>		<b>Misc. Crimes</b>		
Others (Trespass, Warrants, etc)	4	Others (Trespass, Warrants, etc)	0	
Criminal Traffic	6	Criminal Traffic	8	
Total	10	Total	8	25%
<b>Crimes against Society</b>		<b>Crimes against Society</b>		
DUI	1	DUI	1	
Narcotics	1	Narcotics	1	
Total	2	Total	2	0%
<b>Other Incidents</b>		<b>Other Incidents</b>		
Baker Act	2	Baker Act	2	
Operation Medicine Cabinet	2	Operation Medicine Cabinet	1	
Non-Criminal incidents	59	Non-Criminal incidents	72	
Total	63	Total	75	-16%



*Officer Ferris on Marine Patrol*

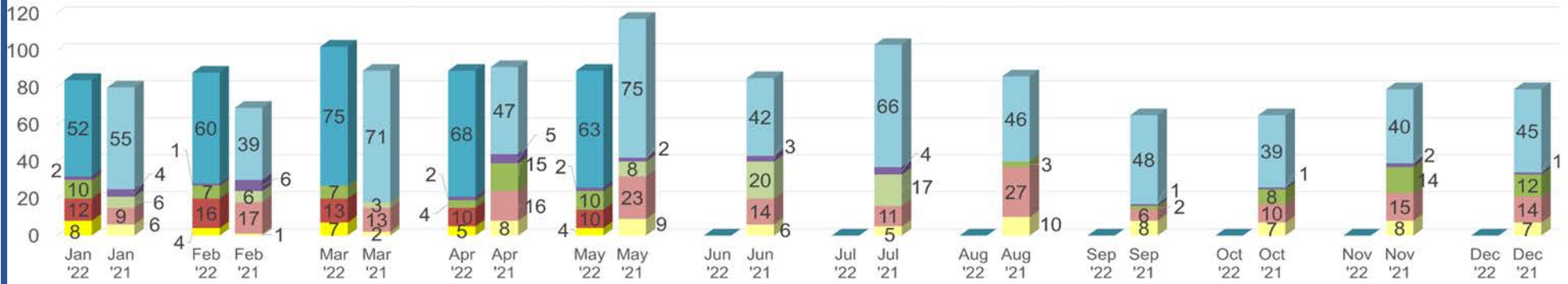
Note: Non-criminal incidents are reports that do not have a criminal offense or are information reports. Examples include fraud cases (outside of Marco Island jurisdiction), other agency assists, lost, and found items and medical assists.

## 2022 vs 2021 Incident Trends

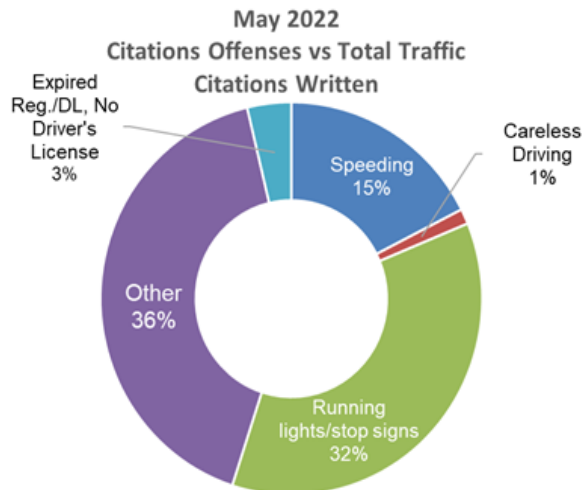
59 non-criminal incidents occurred in May 2022, equating to 72% of total incident reports taken across the month. The majority of these reports related to lost and found property (25%), suspicious non-criminal incidents (25%), and unknowingly operating a motor vehicle with a suspended license (15%).

2022 v. 2021 Incident Trends  
by Crime Category, Non-Crime

Crimes against Persons Property Crimes Misc. Crimes Crimes against Society Other incidents



2021	Increased DUI arrests	GTAs/ Vehicle Thefts	GTAs/ Vehicle Thefts	Criminal Traffic Violations
2022	Bicycle Theft	Real Estate Fraud		



## Traffic patrol

258 traffic citations and warnings were issued this month, similar to the amount issued in April 2022. The majority of citations were for running stop signs or red lights (32%) and speeding (15%).

May was the National Highway Traffic Safety Administration's Motorcycle Safety Awareness Month. The NHTSA in partnership with the Marco Island Police Department encouraged motorcyclists to wear proper head and eye gear when operating a motorcycle.

In May 2022, 18 traffic warnings and one traffic citation was issued for improper head/eye gear. 11 driver's licenses were confiscated from motorist operating a vehicle with a suspended or cancelled license. 2 motorists were transported to Naples Jail Center for driving while under the influence.



## May Detective Bureau Monthly Report

This month, the Marco Island Police Department Detectives Bureau closed an incident of animal abuse that occurred in November 2021. Working in partnership with other law enforcement agencies, our investigative unit gathered information that led to an arrest warrant for Paul John Flaucher. The suspect turned himself in to the Collier County Jail on May 4, 2022. Mr. Flaucher was identified as the suspect hitting seagulls with a shovel. Mr. Flaucher was charged with one count of aggravated animal cruelty, a third-degree felony. The seagull is a protected species under the Migratory Bird Treaty Act.

### Investigative Summary:

The number of cases investigated by the Detective Bureau was consistent versus the same time period last year.

	May-22	May-21	22 vs. 21 Diff.
Closed	64	53	21%
Cleared	12	2	500%
Open	7	35	-80%
Suspended	5	10	-50%
Total	88	100	-12%

### ***Cases Closed by Detective Bureau:***

**Fraud** – A cyber-attack on a company led to multiple victims mistakenly wiring money to the wrong accounts. An investigation revealed that the suspects were overseas. The Marco Island Police Department’s investigative unit worked with the banks to reimburse the victims.

**Grand Theft Auto** – DNA from a December 2020 grand theft auto case led to 2 warrant requests. The case is pending with the State Attorney’s Office.

**School Threat** – A threat against Marco Island Charter Middle School (MICMS) was reported. After investigation, the threat was deemed not credible.

**Criminal Mischief** – A vehicle was damaged in a parking lot; the suspect was identified and arrested.

**Petit Theft** – A suspect from a November 2021 petit theft case was identified. The case is pending with the State Attorney’s Office.

**Burglary** – A storage unit was broken into, and contents damaged. At this time, no suspects have been identified and the case has been suspended until new information becomes available.

**Suspicious Incident** – A report of an injured child was investigated. No criminal misconduct was identified.

### ***Follow-Up Reports from Patrol:***

**Criminal Mischief** – A report was made of damage to a guard gate with the intent to trespass onto private property. Investigation ongoing.

**Written Threats** – A report was filed concerning threatening text messages. Investigation is ongoing.

**Lewd and Lascivious Battery** – A report was filed concerning a sexual relationship with a minor. The investigation is ongoing.

### ***Self-Initiated Reports:***

**Cybertips** – Two cyber tips were forwarded from Collier County Sheriff’s Office. Both cases are open and being investigated.

**Suspicious Incident Juvenile** – A welfare check on a child determined the child was well; the case was reported to DCF.

**Sex Offender Checks** – Two separate sex offenders visited Marco Island. Both were served with the city ordinance and documented. The subjects complied.

**Operation Medicine Cabinet** – 64.5 lbs. of assorted prescription medications were removed from the public drop-off site and placed into evidence pending destruction.

## Detectives: Investigation Summary for May

Case Management		Arrests/Warrants/Prosecution/ Hearings	
Supplemental Reports	36	Warrant Checks	161
Det. Supervisor Review of Reports	36	Arrest Warrant Requests	1
Det. Supervisor Evidence Log Processing	27	Contact with State Attorney's Office	3
Initial Reports Written	10	Court Hearing	0
Self-Initiated Repts	10	Arrests	0
Exploratory (Collection / Documentation)		Follow up / Assists	
Evidence Submissions	13	Case follow-ups	47
Videos Processed from WatchGuard	9	Bulletins Created/ Distributed	15
Interviews	7	State Attorney/ Clerk of Court	6
Subpoena Requests	5	Other Agency Assists	6
Search Warrants	4	Department of Children & Families referrals	4
Extensive Crime Scene Processing	2	Detectives Called In (from Off-duty)	4
Sex Crime Investigations	2	Policing	
Neighborhood Canvass	2	Special Events Coverage	12
Death Investigations	1	Traffic Stops	2

## May Reserve / Auxiliary Program Activity Hours

Reserve and Auxiliary Police Officers are unpaid volunteers who are certified by the State of Florida to perform in the law enforcement role. These officers must meet the Department's and State of Florida's annual retraining / certification requirements. Reserve and Auxiliary personnel are required to volunteer a minimum of 16 hours per month. They perform a variety of functions for our department and community which are outlined in the chart below. Particularly they assist full-time personnel at community events or special duty functions (requests for an officer to be assigned and compensated by the outside vendor) and during significant weather events such as hurricanes or flooding. Reserve and Auxiliary Officers provide an additional uniformed police presence in neighborhoods, commercial areas, schools, parks, and beaches. Once a month Reserve and Auxiliary Officers have a staff meeting to review policy changes, attend training and address planning and logistical requirements.

Activity Type	May 2022	April 2022	Current Year 2022
<b>Administrative</b>	<b>20</b>	<b>20</b>	<b>80</b>
<b>Background Investigations</b>	<b>10</b>	<b>6</b>	<b>16</b>
<b>Beach Patrol</b>	<b>0</b>	<b>0</b>	<b>4</b>
<b>Community Events</b>	<b>10</b>	<b>10</b>	<b>65</b>
<b>Investigations / Follow-up</b>	<b>5</b>	<b>6</b>	<b>16</b>
<b>Marine Patrol</b>	<b>0</b>	<b>0</b>	<b>0</b>
<b>Monthly Meeting</b>	<b>10</b>	<b>10</b>	<b>52</b>
<b>Park Patrol</b>	<b>0</b>	<b>0</b>	<b>3</b>
<b>Special Duty (Paid)</b>	<b>22</b>	<b>63</b>	<b>270</b>
<b>Special Duty (Unpaid)</b>	<b>0</b>	<b>0</b>	<b>6</b>
<b>Solo Patrol</b>	<b>19</b>	<b>0</b>	<b>22</b>
<b>2<sup>nd</sup> OFC Patrol</b>	<b>0</b>	<b>0</b>	<b>0</b>
<b>Program Coordination</b>	<b>15</b>	<b>15</b>	<b>60</b>
<b>Training</b>	<b>90</b>	<b>135</b>	<b>357</b>
<b>Weather Event</b>	<b>0</b>	<b>0</b>	<b>0</b>
<b>Other</b>	<b>0</b>	<b>0</b>	<b>0</b>
<b>Total</b>	<b>198</b>	<b>259</b>	<b>948</b>

## May Marine Report

The number of Marco Island Police Department Marine Unit events increased 3-fold in comparison to the same time period last year. All watercraft was deployed in May to help manage increased recreational boater activity, driven by Memorial Day weekend.

Officers conducted a boater safety seminar for the Marco Island Yacht Club on May 4<sup>th</sup>. Marco Island Marine officers also kicked off 2022 National Safe Boating Week by participating in the PFD (Personal Flotation Devices) "Wear It" event held at the Rose Marina on May 21, 2022. Free PFDs were handed out to visitors and officers provided education about safe boating and the importance of wearing a PFD.

Less traffic and transient vessels at anchorage were observed in Smokehouse and Factory Bays. Officers Josh Ferris and Bob Marvin conducted vessel safety and sanitation inspections of anchored vessels in these locations. All inspected vessels followed Coast Guard regulations. Officers conducted boater safety checks throughout Marco Island Waterways. 17 vessels passed safety inspections and received verification safety inspection decals for their boat.

Marine unit officers responded to three marine emergency calls (MERT) during May. The calls consisted of two medical emergencies. Patients were located and turned over to Fire/EMS. A reported missing kayaker was located.

May 2022 Marine Events	May-22	May-21
Total Events	636	200
Canal, Bay River and Gulf patrol	203	55
Patrols/ Business Checks*	68	--
Vessel Stops	102	46
Citations/ Warnings	104	52
Sanitation inspections Factory Bay	2	20
Sanitation Inspections Smoke House Bay	1	10
Suspicious Vessels	4	1
MERT	3	3
Assist Boater/Citizen Contacts	32	1
Resource Checks	12	2
Boater Safety Checks*	32	--
Patrols/ Inspections of Marinas	73	10

\*Newly reported activity in 2022

## May Training

- Detective Smith received Line Supervision Training; a Florida Department of Law Enforcement course that helps prepare officers for a supervisory role.
- Officer Jon Gray was certified in speed measurement with radar and laser devices.



*MIPD Marine Unit and Chief Frazzano at the Marco Island Yacht Club for Boater Safety*

## Special Duty Hours – Performance of Law Enforcement Duties Compensated by Outside Vendors

Special Details in May totaled 188 hours, ↓ 81.5 hours from April.

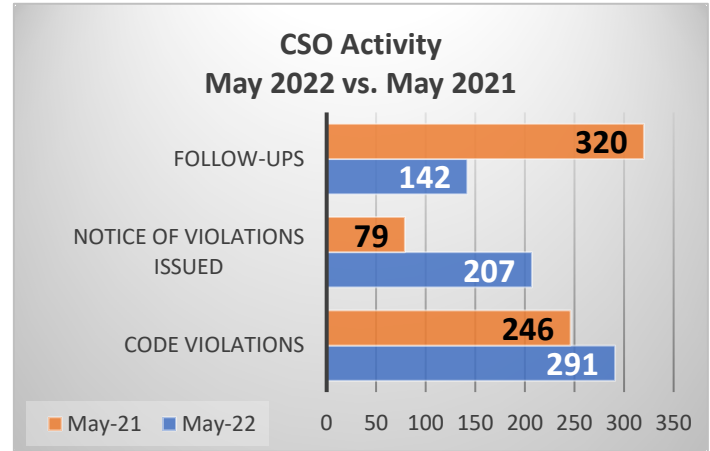
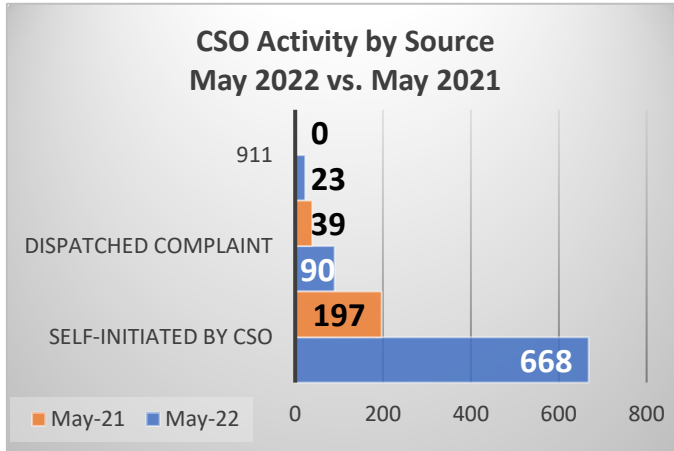
- |                         |          |          |
|-------------------------|----------|----------|
| • United Church         | Security | 15 Hours |
| • JCMi                  | Security | 18 Hours |
| • Island Country Club   | Security | 64 Hours |
| • Presbyterian Church   | Security | 12 Hours |
| • MIA Prom & Graduation | Security | 14 Hours |
| • Apollo Condos         | Security | 6 Hours  |
| • Somerset Condos       | Security | 12 Hours |
| • Hilton                | Security | 24 Hours |
| • JW Marriott           | Security | 23 Hours |

## May Code Enforcement:

Community Service Officers (CSOs) responded to 781 calls for service during May 2022, a 230% increase vs. the same time last year.

The majority of Code Enforcement events (85%) were self-initiated. Community Service Officers continued patrols directed at enforcing quality of life, protected species and water quality codes.

70% of code enforcement investigations resulted in a Notice of Violation being issued. The share of issued Code Violations was up dramatically in May 2022 versus the same time period last year (32% of calls resulted in violations during April 2021).

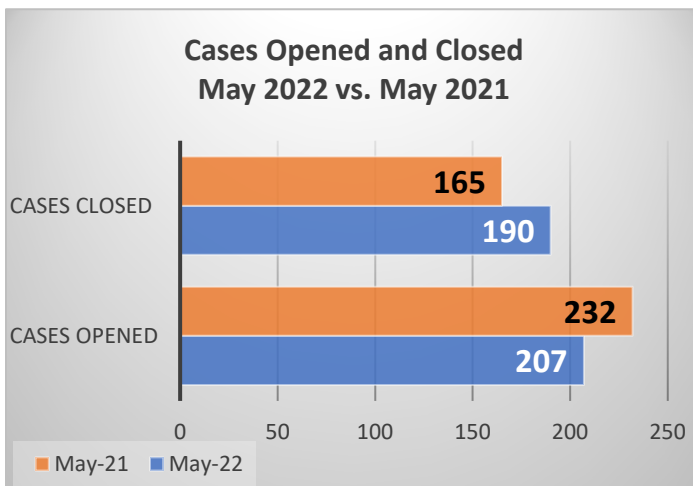


## May 2022 Code Enforcement Cases

The number of cases opened in May 2022 were 11% less than this time last year. There was a greater number of closed cases in May 2022 (15% ) in comparison to this time last year.

Ordinances with the greatest number of violations included: 1. “placement of waste on curb”, a 25% increase versus last month (April 2022); 2. “obstructions in right-of-way”, a 166% increase versus last month; 3. “parking, storage or use of recreation vehicles and equipment”, up 33% last month.

4 Noise Violations were deemed valid.



Type of Violation	Number of Violations
Trash on Swale	83
Right of Way Obstruction	16
RV Permit	16
Parking Citation	15
Erosion Control	14
Weeds/Tall Grass	13
Sea Turtle Lighting	11
Damaged Sidewalk	7
Litter and Debris	7
Boat and Boat Trailer Parking	6
Public Nuisance	6
Noise	4
Signage	4
Working without a Permit	4
Staging Without a Permit	3

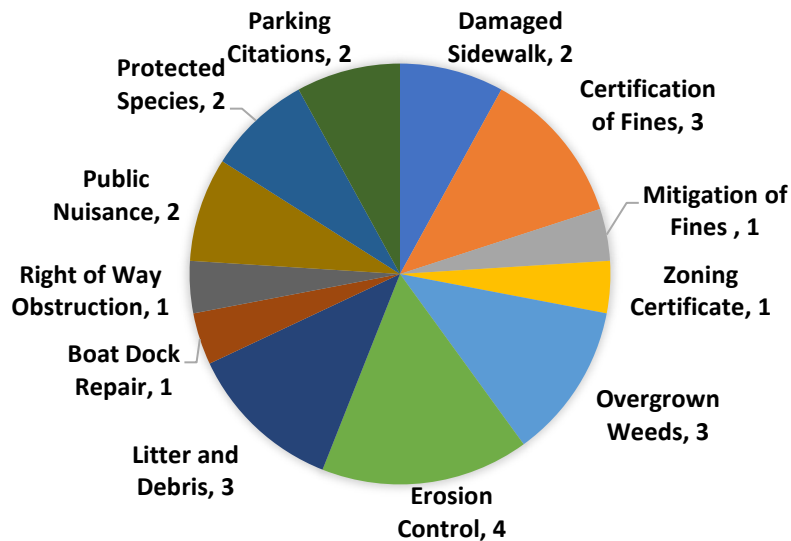
\*\*This figure reflects the total number of violations and not the number of cases. This is to account for cases with multiple violations.

## May 2022, Special Magistrate Hearing Cases

25 cases were reviewed during the May 2022 Magistrate Hearing held on May 31st. 16% of cases were due to erosion control, 12% certification of fines, and 12% overgrown weeds.

For more information about Magistrate cases/rulings, please visit us at:

<https://marcoisland.legistar.com/View.ashx?M=M&ID=957364&GUID=B93706A3-EB84-444F-A497-F0E09C843AC0>



## Code Enforcement: Water quality

Between May 1, 2022, and May 31, 2022, Code Enforcement issued 14 Notices of Violation for codes associated with the MS4 City ordinance (Municipal Separate Storm Sewer System). The MS4 stormwater pollution ordinance protects and promotes a healthy and safe environment for our community and wildlife.

Of the 14 violations, all 14 were issued for silt fence, either missing, or damaged. Code enforcement provides a maximum 5 Days, for compliance.

On a daily basis, our officers continue educating construction companies about the Storm Water Pollution and Illicit Discharge Codes as a means to prevent waterways pollution and maximize compliance across the Island. No fertilizer companies were observed applying fertilizer without a permit this month.

## Code Enforcement Protected Species Update

**Burrowing Owls:** Community Service Officers investigated 19 Burrowing Owl calls for service. 9 of these cases involved people parking too close to the burrows. These were addressed with verbal warnings and education. Violators complied with the warning and moved their vehicles.

Two cases involved vacant lots which had multiple posted owl burrows. On both of these lots the burrows had the perimeter fences removed. Inspection indicates that the fences were intentionally removed. CSO officers re-secured the fences. No other violations were observed. There was another case that was initiated by Audubon of Western Everglades (AWE). Brittany Piersma from AWE advised that large soil piles located on a vacant lot were too close to owl burrows. Responding CSOs contacted the builder directly and advised him of the violation. A Notice of Violation was also issued.

Sadly, there were three calls involving deceased owls. One owl was hit by a vehicle, the other died due to unknown causes and the third owl chick was found dead near a burrow.

Burrowing Owl nesting season will be closing soon, with the official end date being July 10<sup>th</sup>. Safety distance perimeters distance changes to ten feet from the burrow versus 33 feet once nesting season ends.



**Gopher Tortoises:** This month Marco Island Police Department Community Service Officers responded to 11 Gopher Tortoise calls.

Officers responded to a call for service at Caxambas Drive, where six gopher tortoise burrows were intentionally filled with broken cinder blocks. Our CSO's, Florida Fish and Wildlife Conservation (FWC), and the Audubon of Western Everglades (AWE) came to clear debris from the burrows. Thankfully, no Gopher Tortoises were hurt or killed. One was found alive. No other tortoises were found. FWC is conducting a follow-up investigation.

Another call involved a gopher tortoise burrow that was next to a paver wall. The paver wall collapsed on the burrow. AWE and CSO's responded. The burrow was checked by AWE and was determined that no tortoises were injured. Upon further investigation, it appears the paver wall collapse was a natural event with no ill intent.

All other calls were informational purposes with no allegations. As of this date sadly 29 Marco Island Gopher Tortoises have been struck and killed by vehicles. The Marco Island Police Department continues to run an educational campaign across its social media platforms to keep awareness top of mind, and a mobile speed sign has been posted to remind drivers to slow down in the area. City and Council members are working with a landowner to understand if fencing perimeters can be established to prevent tortoises from existing the property to the roadway.

**Sea Turtles:** Sea Turtle nesting season officially started May 1st and continues through October 31st. At the end of May there were 33 nests, 60 false crawls and no hatched nests.

Marco Island Community Service Officers observed 11 lighting ordinance violations. Our officers are working with building managements to notify the violators and warn them of repercussions of they do not adhere to Sea Turtle Lighting codes.

Because the Marco Island beach is a vital area for the Sea Turtle's continued existence, we remind our residents and visitors simple ways to help protect them:

- It is against the law, to touch or disturb nesting sea turtles, hatchlings, or their nests.
- Avoid using lights while on the beach at night and do not disturb the marked nests.
- Turn off building lights, or close drapes/blinds, to prevent light from shinning onto the beach, to reduce hatchling disorientation. Lighting from properties along the shoreline must be off or not visible from the beach after 9 pm.

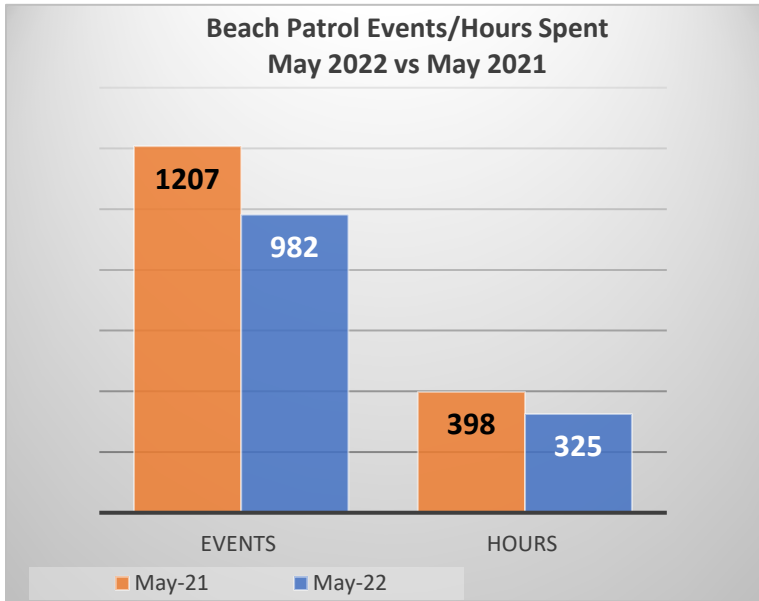


*Community Service Officers setting a perimeter around a new Sea Turtle nest*



## Beach Report

There were 982 calls for service on the beaches. Litter pick-up, delivery of information and glass on beach remained top activities performed by our Community Service Officers. May was the start for sea turtle nesting season. Our Community Service Officers have ramped up efforts to ensure sea turtle safety by repairing and installing sea turtle fences and making sure holes in the sand are filled. Community Services Offices also helped attend to an injured Royal Tern bird which was taken by the Audubon Western Everglades (AWE) for care.



Activity May	Events
Patrol Activity	176
Pick Up Debris/Litter	153
Information/Directions	116
Glass on Beach	113
Sea Turtle Nest Checks	63
Community Oriented Policing Activity	52
Youth Badge/Photo Op/Give-aways	51
Inspect/Check Beach Signs	45
911 Calls	30
Fill Holes in Sand	26
Code Violations	22
Fishing License Checks	22
Bikes on Beach	20
Courtesy Transport	19
Dog on Beach	13
Injured/Sick Bird/Animal	13
Vessel Assist (Warnings)	11
Water Safety Advisory (Lightning)	10
Medical Call	9
Traffic Problem	9
Shorebird Flushing	6
Animal Complaint	3



*Community Service Officers help rescue an injured sea bird*

# May Community Engagement Report

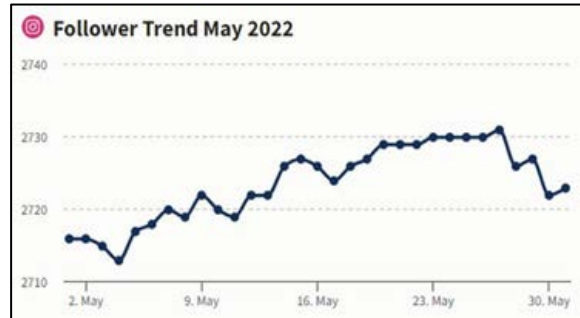
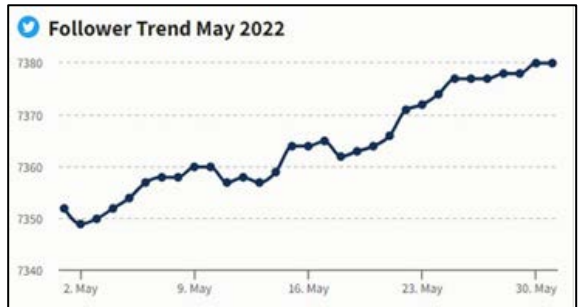
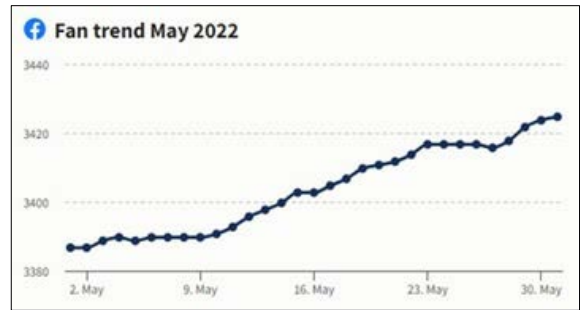
## Connect with us @MarcoIsland PD





Number of followers for Marco Island Police Department Facebook, Twitter, Instagram May 2022

During May, we continued to see an increase of following on all social media platforms. Our prevention efforts included Motorcycle Safety, Click it or Ticket Campaign, Boat Safety, Hurricane Preparedness, and Teen Driver Safety. Infographics of swale, sidewalk, and landscaping maintenance were created and distributed.

We've increased our communication through Nextdoor, providing an additional resource for information and questions for our community.



### Bettertogether Highlight

MIPD participated in Tommie Barfield's Leadership Day. It was an honor to join in the conversation with our future leaders! MIPD hopes we can inspire our youth as much as they inspire us.

### May Top Performing Posts



Safe celebrating with designated drivers



Honoring officers lost in the line of duty



Suspect Flaucher turns himself in for Animal Cruelty charges

## Appendix: May 2022 vs. May 2021

	JAN	FEB	MAR	APR	MAY	JUN	JUL	AUG	SEP	OCT	NOV	DEC	
Community Oriented Policing Activities	2,332	2,327	2,065	2,118	2,255	2,357	2,583	2,144	2,464	2,426	2,061	2,020	2021
	2,249	1,855	1,989	2,018	2,066	--	--	--	--	--	--	--	2022
Extra Patrols	7,993	7,885	8,596	8,063	7,261	6,627	7,728	8,821	10,398	10,751	8,374	8,859	2021
	9,392	7,250	7,353	8,115	7,972	--	--	--	--	--	--	--	2022
Parking Complaints	20	34	31	42	37	41	93	80	49	34	23	32	2021
	30	89	80	57	32	--	--	--	--	--	--	--	2022
Noise Complaints	52	44	86	85	105	83	103	68	43	54	22	30	2021
	37	43	61	50	48	--	--	--	--	--	--	--	2022
Traffic Stops	801	795	670	819	823	726	857	649	776	790	689	754	2021
	844	690	711	799	625	--	--	--	--	--	--	--	2022
Noise Complaints Verified	8	5	15	16	16	16	11	13	4	12	1	5	2021
	2	1	1	2	4	--	--	--	--	--	--	--	2022
Traffic Citations	112	109	70	96	116	152	166	59	120	107	88	73	2021
	135	106	143	119	91	--	--	--	--	--	--	--	2022
Traffic, Parking & Vessel Written Warnings	174	165	127	148	234	175	190	226	245	197	119	152	2021
	201	212	203	197	187	--	--	--	--	--	--	--	2022
Vehicle Crash	31	24	66	32	28	35	29	13	17	20	36	29	2021
	49	38	46	42	21	--	--	--	--	--	--	--	2022
Criminal Cases - Open	5	7	10	9	17	10	10	17	5	9	16	6	2021
	11	16	7	10	7	--	--	--	--	--	--	--	2022
Criminal Cases - Closed	52	37	58	44	53	45	57	50	46	40	37	52	2021
	46	61	72	63	64	--	--	--	--	--	--	--	2022
Criminal Cases - Cleared	18	14	14	25	2	29	28	10	7	2	13	10	2021
	2	6	12	4	12	--	--	--	--	--	--	--	2022
Criminal Case - Follow-Ups	23	27	31	42	61	47	33	43	35	56	28	32	2021
	45	37	52	47	46	--	--	--	--	--	--	--	2022
Crime or Incident Reports Taken	80	69	89	89	117	99	103	86	65	64	79	79	2021
	84	90	100	89	88	--	--	--	--	--	--	--	2022
Persons Arrested	19	15	12	21	17	33	23	11	7	10	18	8	2021
	13	6	10	4	11	--	--	--	--	--	--	--	2022
Beach Patrol Events	720	694	694	817	1,207	590	859	637	654	599	556	638	2021
	557	563	717	671	982	--	--	--	--	--	--	--	2022
Beach Patrol Hours	305	258	355	359	398	251	362	249	266	214	198	258	2021
	222	221	309	295	325	--	--	--	--	--	--	--	2022
Marine Patrol Events	354	205	198	286	200	143	78	227	163	233	275	703	2021
	337	459	712	459	636	--	--	--	--	--	--	--	2022

<b>Total Impact Count 2021</b>	26,279	25,691	26,979	26,303	25,015	23,312	27,058	27,578	30,872	30,305	25,612	27,463	2021
<b>Total Impact Count 2022</b>	27,380	23,487	24,915	26,160	25,765	--	--	--	--	--	--	--	2022

**Total Impact Count** is a total of all events and hours that occurred during a month, including items listed and calls for service. The purpose is to serve as a barometer of the amount of resources dedicated that month by MIPD. It does not include Jolly Bridge Traffic Counts.

<b>Calls for Service</b>	13,180	12,977	13,792	13,192	12,068	11,853	13,745	14,175	15,508	14,687	12,979	13,723	2021
	13,124	11,744	12,337	13,119	12,548	--	--	--	--	--	--	--	2022

**Calls for Service** is the amount of events that occurred during that month and is registered in the dispatch system, CAD (abbreviation for Computer Aided Dispatch). Total Impact Count will always be higher vs. Calls to Service because it includes non-reported events such as beach hours, criminal case status, etc. It does not include Jolley Bridge traffic count.

<b>Vehicle Count (Jolley Bridge North bound). Avg. Daily</b>	15,628	17,985	17,664	16,368	13,294	--	--	--	--	--	--	--	2021
<b>Vehicle Count (Jolley Bridge South bound). Avg. Daily</b>	15,896	17,610	17,051	15,830	13,269	--	--	--	--	--	--	--	2022