



City of Marco Island

Meeting Date: December 5, 2022
To: City Council
From: Chief Tracy L. Frazzano
Through: Michael A. McNees, City Manager
Re: October 2022 Monthly City Council Report

Post hurricane recovery efforts continued as a priority for our Department.

Both Police and Code Enforcement officers conducted welfare checks throughout the Island. Efforts included home assists for residents living in high rises without electricity and helping the respective condo buildings perform wellness checks for residents who sheltered in place during the storm.

Our waterways and beaches required significant attention for debris clean up. The Marine Unit remained vigilant at removing various hazards floating in the surrounding waters and canals. Officers located over 300 misplaced vessels; reuniting most of them with their respective owners. The Code Enforcement department removed truckloads of debris from the area beaches and assisted calls for service with injured animals.

Officers went door to door in the area most affected by Hurricane Ian, checking on their health, safety and living conditions. Our officers then partnered with local faith-based organizations, businesses and food pantries to provide the needed resources, meals and household staples to the families. Large replacement items, such as donated appliances were delivered directly to the families by the officers.

Over 30 families received donations and support from our Department and community.



October Police Activity

Crime report:

98 incident reports were written in October, a 50% increase versus the same time period last year. Criminal offenses increased primarily due to more property crimes (thefts) and miscellaneous crimes (trespassing, hit and runs, warrants). The Marco Island Police Department made 13 arrests in October, arrests were for fleeing and eluding, DUIs, drugs/narcotics possession, assaults and criminal traffic offenses (driving without a license with knowledge).

2022 vs. 2021 Crimes by Category, Non-Criminal Offenses				
Oct-2022		Oct-2021		'22 v. '21
Crimes against Persons	# of incidents	Crimes against Persons	# of incidents	Diff.
Sex offenses	0	Sex offense	2	
Domestic Battery	2	Domestic Battery	3	
Assault	6	Assault	2	
Intimation/Stalking	0	Intimation/Stalking	0	
Total	8	Total	7	14%
Property Crimes		Property Crimes		
Burglary	1	Burglary	0	
Hit and Run	1	Hit and Run	1	
Motor Vehicle Theft	3	Motor Vehicle Theft	1	
Theft	7	Theft	4	
Criminal Mischief/ Vandalism	2	Criminal Mischief/ Vandalism	3	
Fraud	1	Fraud	1	
Total	15	Total	10	50%
Misc. Crimes		Misc. Crimes		
Others (Trespass, Warrants, etc)	7	Others (Trespass, Warrants, etc)	0	
Reckless Boating	0	Reckless Boating	1	
Criminal Traffic	4	Criminal Traffic	6	
Fleeing/Obstructing officers	1	Fleeing/Obstructing officers	1	
Total	12	Total	8	50%
Crimes against Society		Crimes against Society		
DUI	2	DUI	1	
Narcotics	2	Narcotics	0	
Total	4	Total	1	300%
Other Incidents		Other Incidents		
Marchman Act	4	Marchman Act	0	
Baker Act	4	Baker Act	4	
Operation Medicine Cabinet	2	Operation Medicine Cabinet	2	
Non-Criminal Incidents	51	Non-Criminal Incidents	33	
Total	61	Total	39	56%



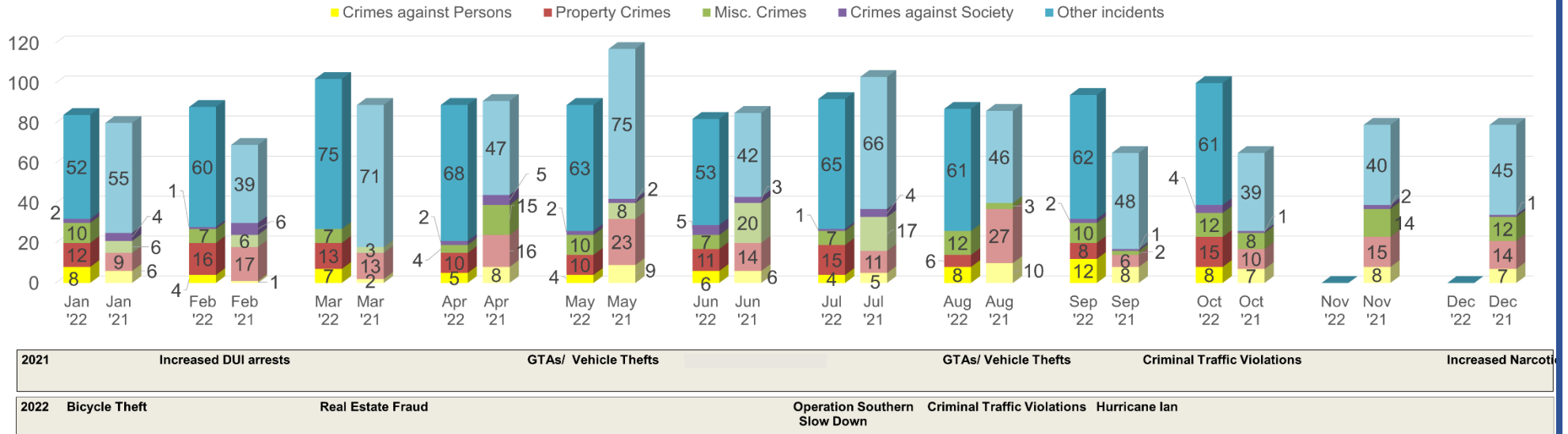
The MIPD Admin staff gave our officers a surprise by dressing as prison inmates for Halloween

Note: Multiple criminal offenses may have occurred within some incidents in 2022. This reporting aligns with new crime data collection requirements from the Florida Department of Law Enforcement and the FBI. This announcement for crime reporting was covered in the February 2022 monthly report. Non-criminal incidents are reports that do not have a criminal offense or are information reports. Examples include fraud cases (outside of Marco Island jurisdiction), other agency assists, lost and found items and medical assists.

2022 vs 2021 Incident Trends

61 non-criminal incidents reports were taken in October 2022 which equated approximately 60% of total incident reports written. The 2 most common non-criminal reports were for lost or found property (28%), and suspicious incidents (33%) classified as civil or non-criminal.

2022 v. 2021 Incident Trends
by Crime Category, Non-Crime



Traffic patrol

In October, 82 traffic citations and warnings were issued from the Marco Island Police Department. The majority of infractions were for expired registrations/ driver's licenses, followed by the failure to obey traffic signs.

The Marco Island Police Department seized 7 drivers licenses for suspensions or revocations.

5 criminal traffic citations were issued: 3 for driving without a driver's license or with an expired registration with knowledge and 2 individuals were arrested for multiple charges which included driving under the influence and fleeing and eluding; and driving under the influence and leaving the scene of an accident .



October Detective Bureau Monthly Report

Investigative Summaries:

	Oct-22	Oct-21	22 vs. 21 Diff.
Closed	63	45	40%
Cleared	16	11	45%
Open	11	11	0%
Suspended	8	6	33%
Total	98	73	34%

Cases Closed by Detective Bureau:

Criminal Mischief – A suspect in Arizona who committed criminal mischief earlier this year, was identified; the victim declined pressing charges.

Aggravated Assault – A victim involved in a road rage incident involving a firearm declined pressing charges against the identified suspect.

Petit Theft – A suspect who was stealing packages at condominiums was identified. An arrest warrant request was sent to the State Attorney's Office.

Battery-Subjects involved in a physical altercation no longer cooperated with police investigations; the case will no longer be pursued for prosecution.

Exposure of Sexual Organs in Public- A warrant request was sent to the SAO for indecent exposure.

Lost Property – Detectives assisted an individual to locate a purse that was reported lost.

Follow-Up Reports from Patrol:

Narcotics – A search warrant was obtained for the vehicle seized from a fleeing and eluding incident. The vehicle contained 168 grams of marijuana packaged in a fashion that is typical for sale. The suspect received an additional charge of intent to sale/distribute narcotics with the existing charges.

Risk Protection Order (RPO) – An individual threatened self-harm with a firearm. The individual was taken into custody under the Baker Act (involuntary commitment to a mental health facility) and their firearms seized. The Detective Bureau applied for a risk protection order to suspend the individual's right to bear arms for one year.

RPO – A subject pointed a firearm at a neighbor. The individual was taken into custody under the Baker Act. The Detective Bureau applied for a risk protection order to suspend that individual's right to bear arms for one year.

Vessel Burglaries – After a four-month investigation, a string of vessel burglary cases was suspended until more information becomes available.

Grand Theft Auto- 3 vehicles at 3 separate locations were reported stolen. Investigators located 1 vehicle and determined the vehicle had been accidentally towed by a tow company. The other 2 incidents are legitimate thefts.

Burglary of Dwelling – The detective bureau responded to a burglary that required substantial crime scene processing. Evidence was submitted for analysis.

Criminal Mischief – Investigation with a damaged sign is on-going.

Self-Initiated Reports:

Retail Theft –To help generate leads, investigators distributed images of a shoplifting suspect.

Operation Medicine Cabinet – 40 lbs. of assorted prescription medications were removed from the public drop-off site and placed into evidence pending destruction.

Baker Act – A subject was transported to David Lawrence Center for evaluation.

Detectives: Investigation Summary for October

Case Management		Arrests/Warrants/Prosecution/ Hearings	
Supplemental Reports	47	Warrant Checks	185
Det. Supervisor Evidence Log Processing	29	Contact with State Attorney's Office	5
Det. Supervisor Review of Reports	24	Court Hearings	3
Initial Reports Written	6	Arrest Warrant Requests	3
Self-Initiated Reports	2	Arrest made by Detectives	1
Exploratory (Collection / Documentation)		Follow up / Assists	
Videos Processed from WatchGuard	31	Case follow-ups	38
Evidence Submissions	11	Bulletins Created/ Distributed	16
Interviews	11	State Attorney/ Clerk of Court	2
Extensive Crime Scene Processing	5	Detectives Called In (from Off-duty)	2
Death Investigation	3	Other Agency Assists	1
Subpoena Requests	3	Policing	
Search Warrants	2	Special Events Coverage	12
		Sex Offender Checks	1

October Reserve / Auxiliary Program Activity Hours

Reserve and Auxiliary Police Officers are unpaid volunteers who are certified by the State of Florida to perform in the law enforcement role. These officers must meet the Department's and State of Florida's annual retraining / certification requirements. Reserve and Auxiliary personnel are required to volunteer a minimum of 16 hours per month. They perform a variety of functions for our department and community which are outlined in the chart below. Particularly they assist full-time personnel at community events or special duty functions (requests for an officer to be assigned and compensated by the outside vendor) and during significant weather events such as hurricanes or flooding. Reserve and Auxiliary Officers provide an additional uniformed police presence in neighborhoods, commercial areas, schools, parks, and beaches. Once a month Reserve and Auxiliary Officers have a staff meeting to review policy changes, attend training and address planning and logistical requirements.

Activity Type	October	September	Current Year 2022
Administrative	20	20	180
Background Investigations	0	0	26
Beach Patrol	8	10	42
Community Events	20	16	154
Investigations / Follow-up	0	0	16
Marine Patrol	8	10	28
Monthly Meeting	12	12	106
Park Patrol	5	0	13
Special Duty (Paid)	33	15	332
Special Duty (Unpaid)	0	10	46
Solo Patrol	8	25	150
Program Coordination	20	20	150
Training	10	32	515
Weather Event	5	35	40
Total	149	205	1,798



Truck or Treat with MIPD

Special Duty Hours – Performance of Law Enforcement Duties Compensated by Outside Vendors

Special Details in October totaled 154 hours, ↓ 7 hours from September.

- United Church Security 18 Hours
- JCMJ Security 60 Hours
- Island Country Club Security 48 Hours
- Presbyterian Church Security 14 Hours
- YMCA 5K Run Security 6 Hours
- MIA football Security 8 Hours

October Marine Report

Throughout October, Marine officers focused on the aftermath of Hurricane Ian by removing debris in the surrounding waters, tracking stranded vessels, and searching for the respective vessels' owners.

Marine officers surveyed the waterways using sonar to locate submerged obstacles marking them with temporary buoys for later removal. Patrols discovered a loose shoal marker in Factory Bay. Officers with the assistance of the City's Public Works Department removed the marker until a new one could be secured. Officers continued advising watercrafts to be careful of debris and issued alerts through social media, including the missing marker's coordinates.

October 2022 Marine Incidents	Oct-22	Oct-21
Total events	450	223
Canal, Bay River and Gulf patrol	210	85
Patrols/ Business Checks*	90	--
Vessel Stops	23	49
Citations/ Warnings	25	55
Sanitation inspections Factory Bay	0	0
Sanitation Inspections Smoke House Bay	0	0
Suspicious Vessels	13	0
MERT (Marine Emergency Response Team)	1	0
Assist Boater/Citizen Contacts	0	10
Resource Checks	1	8
Boater Safety Checks*	1	--
Patrols/ Inspections of Marinas	86	16

*Newly reported activity in 2022

** Hurricane related activity not included on chart



Marine Officers pulling debris from canals

At the end of this month, 217 vessels were salvaged by Sea Tow and Tow Boat US. Many other vessels were recovered and removed by individual boat owners and other contractors. Officers continue to communicate with owners of the remaining damaged / displaced vessels to assist them with information for the removal / recovery of their vessels.

On October 18, 2022, Officer Ferris and Sergeant Casabona responded to a MERT (Marine Emergency Response Team) involving a 22' vessel 18 miles offshore southwest of Marco Island. The vessel's engine fell off while underway in 3'-4' seas, damaging the transom. The vessel was taking on water. Marco Island Marine Officers were the first responders to the scene. The 3 males on the vessel were rescued and safely transported to shore.

Training and Conferences

- Chief Frazzano attended the International Association of Chiefs of Police (IACP) conference October 14 – 17. IACP 2022 is an international event that hosts Chiefs and law enforcement officials around the world with a goal of advancing safer communities through professional police leadership.
- All other scheduled training sessions were postponed due to Hurricane Ian.

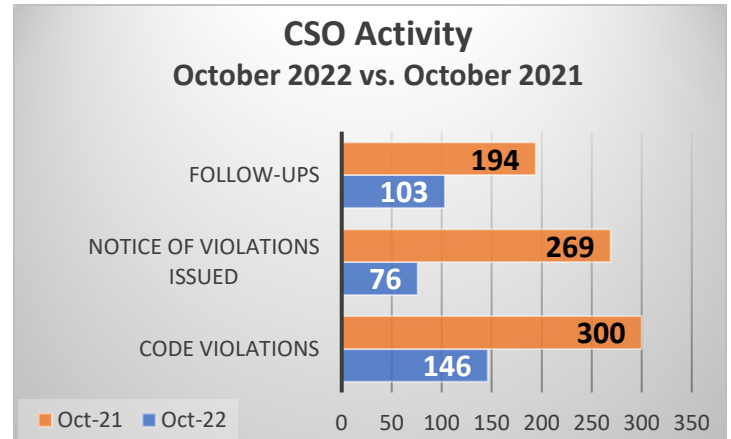
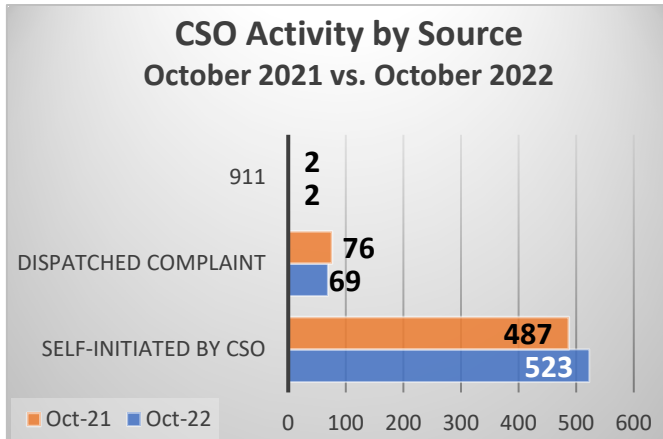


MIPD received recognition for their Breast Cancer Awareness efforts from the American Cancer Society

October Code Enforcement:

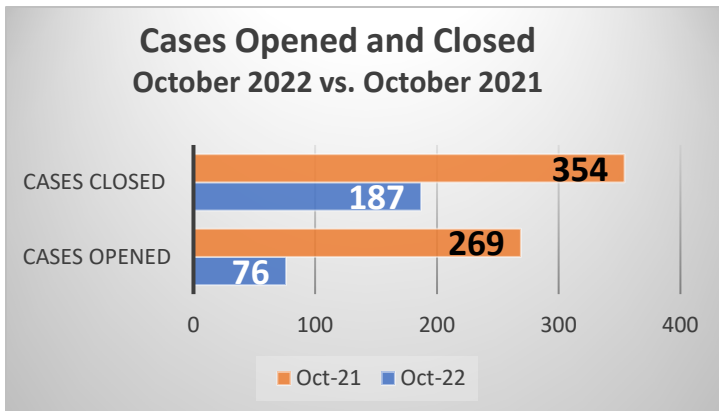
Community Service Officers (CSOs) continued efforts to improve community safety post-hurricane. Many high-rise residences were without power directly after the storm. In addition to their regular responsibilities, CSOs performed follow-up checks with the condo management offices, providing assistance for residents who sheltered in place during the storm and were experiencing difficulties with daily life activities. CSOs also helped locate people in condos that had not yet established contact with their building's management team after the storm.

CSOs also directed their resources to checking construction sites post Hurricane Ian. 625 sites were inspected for safety and City Code Ordinances by the middle of October. Builders and equipment companies were contacted immediately to correct hazards.



October 2022 Code Enforcement Cases

Many of the routine daily violations and ordinances that are usually enforced by the Code Enforcement unit were put on hold due to the City Council passing of a 90-day moratorium that allowed for discretionary enforcement of ordinances that pertained to hurricane damage and relief efforts. In many cases, the officers responded to certain violations such as parking on swale, hurricane debris and RVs/trailers to provide education and explanation of the code. Those who were notified complied with the ordinance. 3 noise complaints were validated as violations.



Type of Violation	Number of Violations
Trash on Swale	30
Erosion Control	17
Right of Way Obstruction	9
Illicit Discharge	6
Litter and Debris	3
Public Nuisance	3
Damaged Sidewalk	2
Irrigation	2
Noise	3
RV Permit	2
Overgrown Weeds	2
Work Without a Permit	2
Staging without a Permit	1
Failed Seawall	1

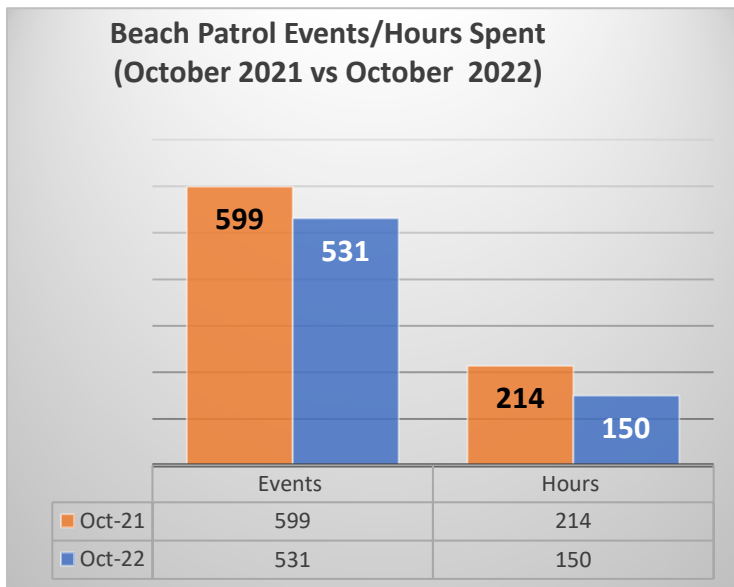
**This figure reflects the total number of violations and not the number of cases. This is to account for cases with multiple violations.

October 2022 Code Enforcement Cases

The October 25, 2022, Magistrate Hearing was cancelled due to Hurricane Ian's impact on residents' ability to become code compliant within permitted timing. Non-compliant cases will be rescheduled for upcoming magistrate hearings.

Beach Report

Our officers maintained a strong presence patrolling the beach. Their efforts shifted to recovery tasks, focusing on beach safety, picking up hazardous material, and monitoring protected species left vulnerable by the storm. While our Community Service Officers anecdotally reported a reduction in beach visitors, they continued advising those who did visit the beach to avoid swimming and to exercise caution when walking on the shore due to harmful debris.



Activity	Events
Patrol Activity	136
Sea Turtle Nest Patrol	102
Pick Up Litter/Debris	100
Information/Directions	93
Community Oriented Policing	29
Inspect/Check Beach Signs	17
Youth Badge/Photo Op	16
Dog on Beach	7
Shorebird Flushing	6
Injured/Sick Bird/Animal	6
Medical Call	4
Bike on Beach	4
Glass on Beach	3
911 Call Response	2
Fill Holes in Sand	2
Assists	1
Verify/Inspection	1
Traffic Stop	1
Drone/Kites	1

Code Enforcement: Water quality

During the month of October, Code Enforcement issued 22 violations for the MS4 ordinance. 17 were for silt fence violations and 5 for Illicit Discharge. Of the 22 cases, 19 were compliant, 1 was unfounded and 2 will be scheduled for magistrate in December.



CSOs monitor the safety of a manatee as they wait for high tide

Code Enforcement Protected Species Update

Gopher Tortoises: Community Service Officers (CSOs) were called for service concerning a Gopher Tortoise at the intersection of Yellowbird and Jamaica Road. The Tortoise was relocated safely to the other side of the road. Another Gopher Tortoise that was in the roadway on San Marco Road was relocated safely to its habitat. Sadly, a Gopher Tortoise was found deceased on Hideaway Beach; it appears it was attacked by another animal.

Audubon of Western Everglades is actively surveying lots in Key Marco for Gopher Tortoise burrows. Once their survey is completed, they will have an accurate number of sites for the city.

Sea Turtles: Sea Turtle nesting season ran from June 1st through October 31st. No violations were reported during October.

Burrowing Owls: 5 calls for service were for a lack of silt fences on construction lots near owl burrows. All cases were handled directly with the contractors. Contractors who did not conform promptly were issued a Notice of Violation.

2 calls for service consisted of cars or construction vehicles parked too close to the owl burrows. CSOs provided education and verbal warnings; vehicles were moved, and owners complied with the ordinance.

A vacant lot with 2 Burrowing Owl nests had a chain link fence constructed too close to the burrows. A Notice of Violation was issued to the property owner; the fence was moved back within the compliance date.

A group of owls were discovered living under a home that was being renovated. The Audubon of Western Everglades investigated the situation and concluded that the owls were not in harm's way. Our CSOs will continue monitoring the site along with the Audubon of Western Everglades.

The remaining Burrowing Owl calls were informational with no violation or injured owls.

According to Audubon of Western Everglades there are approximately 340 properties in Marco that have owl burrows or habitats. Now is the busiest time of the year for the owls to create new habitat. Many have been observed to be paring up and decorating their nests for breeding; very early in the season for this to occur. 106 starter burrows have been developed on Marco since Audubon of Western Everglades initiated the "starter burrow" program.

Other Shore birds/wading birds: Near Residence Beach, CSOs observed individuals flushing shorebirds along the shoreline. The term "flushing" means that people disturb the birds to make them take flight. Flushing shorebirds is a code violation because the birds are on the beach to rest and feed before their next migration. Education and verbal warnings were provided to the offenders; the people complied.

CSOs picked up an injured Black Skimmer that was reported by personnel at the Marriot Hotel. The bird was safely transported to the Conservancy by an Audubon volunteer.



CSO Citarella reuniting a lost African tortoise with his owners

October Community Engagement Report



Connect with us @MarcoIsland PD

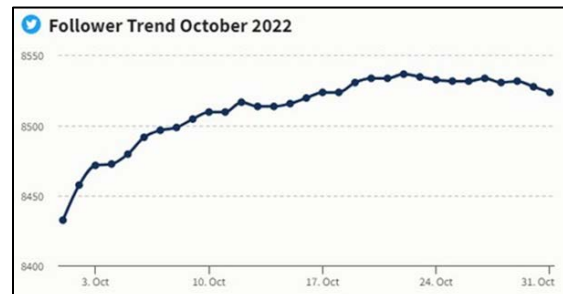
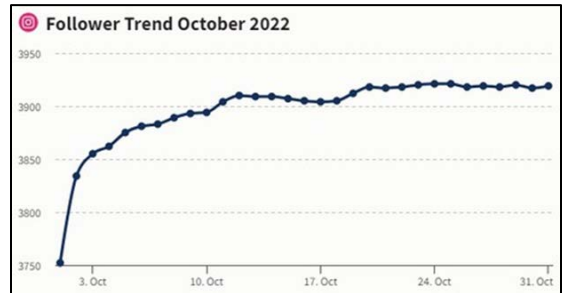
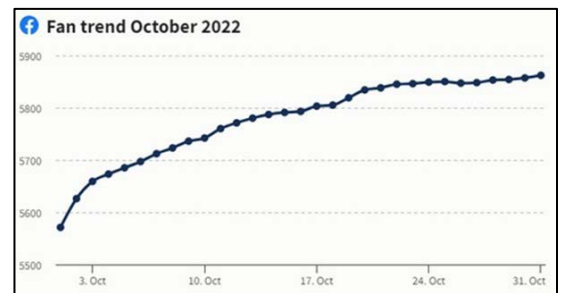
After the hurricane, the Marco Island Police Department (MIPD) leveraged our in-person community outreach events to check on residents and provide them with recovery resources.

On October 5th, MIPD met with community members at *Coffee with a Cop*. On October 7th, MIPD hosted another event called *Faith and Blue*, a new initiative for our community. *Faith and Blue* is a National program that encourages the collaboration between law enforcement and local faith-based organizations. These events create opportunities for officers to engage with community members through mutually respected, non-law enforcement environment. We received a lot of positive feedback and interest from the Chaplains, and we will be creating more *Faith and Blue* events.

At the end of the month our officers were happy to participate with Halloween activities with the rest of the community.

Several of our officers handed out candy at the annual Trunk or Treat event held at the Wesleyan Church. At the Marco Island Parks and Recreation's Spooktacular, officers drove children in the hay-ride cart. All of our School Resource Officers participated with their respective students at school Halloween celebrations. Our Reserve and Auxiliary members along with Police Foundation members provided safety patrols for families that participated in the annual Halloween trick or treat event near the Tommie Barfield Elementary School.

Number of followers for MIPD Facebook, Twitter, Instagram



#Bettogether Highlight


After responding to a call near Hideaway Beach, Officers Palys and Gray came across a photo frame labeled "Best Dad Ever". MIPD shared the photo on social media and the community quickly responded with the Dad identified. We were happy to deliver this special photo back to this "Best Dad Ever."



October Top Performing Posts



Welfare check from Czech Republic family



Found dog, post-hurricane



Suspect identification request

Appendix: October 2022 vs. October 2021

	JAN	FEB	MAR	APR	MAY	JUN	JUL	AUG	SEP	^	OCT	^	NOV	DEC	
Community Oriented Policing Activities	2,332	2,327	2,065	2,118	2,255	2,357	2,583	2,144	2,464		2,426		2,061	2,020	2021
	2,249	1,855	1,989	2,018	2,066	2,032	2,181	1,950	1,862		2,104		--	--	2022
Extra Patrols	7,993	7,885	8,596	8,063	7,261	6,627	7,728	8,821	10,398		10,751		8,374	8,859	2021
	9,392	7,250	7,353	8,115	7,972	7,675	7,379	7,722	7,441		7,991		--	--	2022
Parking Complaints	20	34	31	42	37	41	93	80	49		34		23	32	2021
	30	89	80	57	32	19	33	41	34		3		--	--	2022
Noise Complaints	52	44	86	85	105	83	103	68	43		54		22	30	2021
	37	43	61	50	48	44	92	56	33		28		--	--	2022
Traffic Stops	801	795	670	819	823	726	857	649	776		790		689	754	2021
	844	690	711	799	625	709	864	786	638		446		--	--	2022
Noise Complaints Verified	8	5	15	16	16	16	11	13	4		12		1	5	2021
	2	1	1	2	4	4	*	1	*		3		--	--	2022
Traffic Citations	112	109	70	96	116	152	166	59	120		107		88	73	2021
	135	106	143	119	91	96	114	139	112		27		--	--	2022
Traffic, Parking & Vessel Written Warnings	174	165	127	148	234	175	190	226	245		197		119	152	2021
	201	212	203	197	187	194	215	210	171		55		--	--	2022
Vehicle Crash	31	24	66	32	28	35	29	13	17		20		36	29	2021
	49	38	46	42	21	11	39	15	51		24		--	--	2022
Criminal Cases - Open	5	7	10	9	17	10	10	17	7		9		16	6	2021
	11	16	7	10	7	4	5	5	6		11		--	--	2022
Criminal Cases - Closed	52	37	58	44	53	45	57	50	44		40		37	52	2021
	46	61	72	63	64	52	65	61	61		63		--	--	2022
Criminal Cases - Cleared	18	14	14	25	2	29	28	10	9		2		13	10	2021
	2	6	12	4	12	13	10	15	15		16		--	--	2022
Criminal Case - Follow-Ups	23	27	31	42	61	47	33	43	35		56		28	32	2021
	45	37	52	47	46	31	32	33	31		38		--	--	2022
Crime or Incident Reports Taken	80	69	89	89	117	99	103	86	65		64		79	79	2021
	84	90	100	89	89	79	91	88	88		100		--	--	2022
Persons Arrested	19	15	12	21	17	33	23	11	7		10		18	8	2021
	13	6	10	4	11	11	12	15	14		13		--	--	2022
Beach Patrol Events	720	694	694	817	1,207	590	859	637	654		599		556	638	2021
	557	563	717	671	982	569	872	753	644		531		--	--	2022
Beach Patrol Hours	305	258	355	359	398	251	362	249	266		214		198	258	2021
	222	221	309	295	325	205	335	252	193		150		--	--	2022
Marine Patrol Events	354	205	198	286	200	143	78	227	163		223		275	703	2021
	337	459	712	459	636	435	635	895	487		450		--	--	2022
Calls for Service	13,180	12,977	13,792	13,192	12,068	11,853	13,745	14,175	15,508		14,687		12,979	13,723	2021
	13,124	11,744	12,337	13,119	12,548	12,071	12,518	12,522	12,057		12,424		--	--	2022

Calls for Service data reflects activity captured in an agency's Computer-Aided Dispatch (CAD) System for any call (not per incident) that causes a police officer or code enforcement officer to take an action or expend agency resources, whether agency-initiated or citizen initiated.

* Note, may be under-reported due to CAD coding issue.

^ Note: September / October activity impacted by Hurricane Ian recovery

Vehicle Count (Jolley Bridge North bound). Avg. Daily	15,628	17,985	17,664	16,368	13,294	10,382	11,924	10,951	10,627	+	NA	+	--	--	2022
Vehicle Count (Jolley Bridge South bound). Avg. Daily	15,896	17,610	17,051	15,830	13,269	10,716	12,293	7,204	3,226	+	NA	+	--	--	2022

+ Note: September/ October Jolley Bridge vehicle counts may be impacted by Hurricane Ian



Sunset after Hurricane Ian