



City of Marco Island

Meeting Date: December 4, 2023
To: City Council
From: Chief Tracy L. Frazzano
Through: Michael A. McNees, City Manager
Re: October 2023 Monthly City Council Report

The Marco Island Police Department joined the city in celebrating Government week this October 16- 22nd. Government week is held annually as an effort to allow government entities to engage with citizens and to learn and grow as a community. The MIPD kicked off the week with a Beach Clean Up Day, cohosted by the Growth Management Department and the Beach and Coastal Advisory Committee. Members of the community joined city employees to collect unwanted trash and debris from South Beach. Later in the week, the MIPD were hosted by the Marco Island Starbucks for Coffee with a Cop. Coffee with a Cop gives community members the chance to connect with officers to ask questions, share mutual goals and build trusting relationships. Officers spent time giving locals their favorite morning coffee in the drive- thru, meeting residents and guests and answering questions and concerns from the community. Government week is one of many opportunities the MIPD takes to have a transparent and trusting relationship with the community.



The MIPD celebrated Government Week by hosting Beach Clean-up and Coffee with a Cop events.

October Police Activity

Crime report:

In October 2023, 58 incidents were reported to the Marco Island Police Department. Total crimes against persons showed a 63% decrease in 2023. Property crimes decreased in October 2023 due to a significant decrease in thefts. Miscellaneous crimes showed a decrease due to fewer warrants or trespass warnings issued. In October 2023, crimes against society remained the same due to driving under the influence and narcotics incidents. The Marco Island Police Department had 14 arrests in October of 2023 for incidents including criminal traffic, narcotics, DUI, hit and run, thefts, and obstruction of a law enforcement officer.

2023 vs. 2022 Crimes by Category, Non-Criminal Offenses				
Oct-2023		Oct-2022		'23 v. '22
Crimes against Persons	# of incidents	Crimes against Persons	# of incidents	Diff.
Domestic Battery	1	Domestic Battery	2	
Assault	2	Assault	6	
Total	3	Total	8	-63%
Property Crimes		Property Crimes		
Burglary	1	Burglary	1	
Hit and Run	2	Hit and Run	1	
Theft	3	Theft	7	
Criminal Mischief/ Vandalism	1	Criminal Mischief/ Vandalism	2	
Fraud	1	Fraud	1	
Total	8	Total	15	-47%
Misc. Crimes		Misc. Crimes		
Others (Trespass, Warrants, etc)	3	Others (Trespass, Warrants, etc)	7	
Disorderly Intoxication	1	Disorderly Intoxication	0	
Criminal Traffic	3	Criminal Traffic	4	
Fleeing/Obstructing officers	1	Fleeing/Obstructing officers	1	
Total	8	Total	12	-33%
Crimes against Society		Crimes against Society		
DUI	3	DUI	2	
Narcotics	1	Narcotics	2	
Total	4	Total	4	0%
Other Incidents		Other Incidents		
Marchman Act	1	Marchman Act	4	
Baker Act	2	Baker Act	4	
Operation Medicine Cabinet	2	Operation Medicine Cabinet	2	
Non-Criminal Incidents	32	Non-Criminal Incidents	51	
Total	37	Total	61	-39%



Chief Tracy Frazzano and Assistant City Manager Casey Lucius congratulated Lieutenant Angel Casabona and Sergeant Joe Belardo on their promotions.

Note: Multiple criminal offenses may have occurred within some incidents.

This reporting aligns with new crime data collection requirements from the Florida Department of Law Enforcement and the FBI. This announcement for crime reporting was covered in the February 2022 monthly report.

Non-criminal incidents are reports that do not have a criminal offense or are information reports. Examples include fraud cases (outside of Marco Island jurisdiction), other agency assists, lost and found items and medical assists.

October Incident Crime Trends

In October 2023, there were 32 non-criminal incidents reported. 19% of non-criminal incident reports were comprised of suspicious activities. 22% of reports were referencing assistance to other agencies including Collier EMS, Marco Island Fire Department, and other law enforcement agencies. 25% of non-criminal incident reports are for lost and found property.

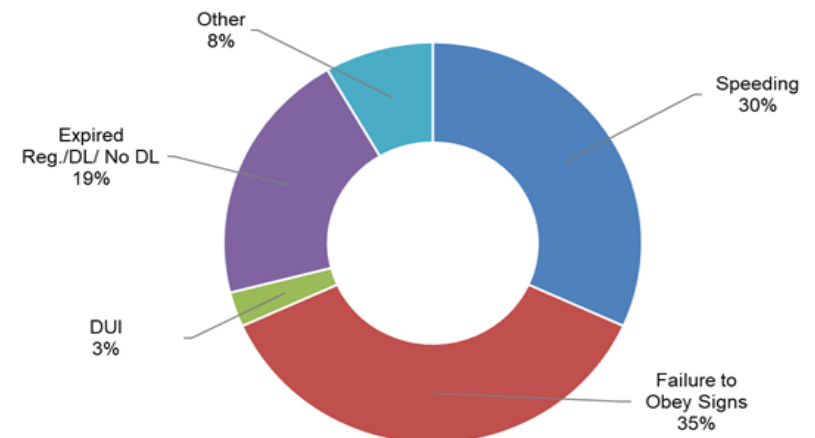
2023 v. 2022 Incident Trends by Crime Category, Non-Crime



October Traffic Patrol

In October 2023, there were 243 traffic citations and warnings issued by the Marco Island Police Department. Of the citations issued, 35% were for failure to obey traffic signs or traffic lights. 19% of citations were for operating a motor vehicle with an expired registration or driver's license. Other citations issued were for violations including safety belt infractions, improper passing, and illegal U-turns. In October 2023, the Marco Island Police Department arrested 7 people for traffic violations. 3 arrests were for DUIs, and 4 were for driving with no valid or suspended drivers' licenses. 7 licenses and 3 vehicle tags were seized during traffic stops due to suspensions or revocations.

October 2023 Citations Offenses vs Total Traffic Citations Written




October Reserve / Auxiliary Program Activity Hours

Reserve and Auxiliary Police Officers are unpaid volunteers who are certified by the State of Florida to perform in the law enforcement role. These officers must meet the Department's and State of Florida's annual retraining / certification requirements. Reserve and Auxiliary personnel are required to volunteer a minimum of 16 hours per month. They perform a variety of functions for our department and community which are outlined in the chart below. Once a month Reserve and Auxiliary Officers have a staff meeting to review policy changes, attend training and address planning and logistical requirements.

Activity Type	October	September	Current Year 2023
Administrative	15	15	184
Background Investigations	0	0	0
Beach Patrol	0	0	70
Community Events	16	15	182
Investigations / Follow-up	0	0	0
Marine Patrol	0	0	20
Monthly Meeting	6	6	74
Park Patrol	0	0	5
Special Duty (Paid)	76	62	1060
Special Duty (Unpaid)	0	0	0
Solo Patrol	0	6	36
2nd OFC Patrol	10	0	52
Program Coordination	15	20	195
Training	15	39	339
Weather Event	0	0	9
Other	0	0	0
Total	153	163	2,226

Special Duty Hours – Performance of Law Enforcement Duties Compensated by Outside Vendors

Special Details in October totaled 252  107 hours from September.

- United Church Security 20 Hours
- Island Country Club Security 88 Hours
- Presbyterian Church Security 27 Hours
- MIA Football/Track Security 29 Hours
- Marco Island Yacht Club Security 40 Hours
- Hilton Club Regency Security 48 Hours

Training

- Sergeant Kyle Kreis attended the 2023 CJIS Annual Training Symposium.
- Sergeant Mark Haueter attended the Law Enforcement Against Drugs K-8 instructor training.
- Sergeant Zach Kirsch completed FEMA Emergency Institute Training.

Employees News

- MIPD welcomed James Muldoon as our newest Code Enforcement Officer.



Sergeant Mark Haueter (left) and Sergeant Kyle Kreis (right) attending training.



**October Detective Bureau Monthly
Investigative Report**

Cases Closed by Detective Bureau:

Death Investigation – A death investigation was closed as accidental by ruling from the District 20 Medical Examiner’s Office.

Death Investigation – A death investigation was ruled to be from natural causes by the District 20 Medical Examiner’s Office.

Suspicious Incident – A reporter thought her vehicle may have been stolen. Further inquiry determined that the issue was civil in nature. Case closed.

Fraud (Illegal use of Credit Cards)- Reported possible credit card charge was fraudulent. Further inquiry determined reporter made the transaction prior to the loss of card. Case unfounded.

Fraud – Unknown subject committed fraud utilizing victim’s cell phone account. No suspect was able to be identified. Case Inactive.

Criminal Mischief - Unknown subject painted graffiti on Bridge. Case Inactive

Grand Theft - Unknown subjects stole construction supplies from work site. Case Inactive

Grand Theft-Unknown suspect took jewelry from female during an encounter in a parking lot. Case Inactive

Hit and Run Crash – Suspect in a hit and run case was identified and issued a Notice to Appear. Cleared by Arrest.

Suspicious Incident/Juvenile Involved - Possible child abuse case investigated and determined to be unfounded.

	Oct-23	Oct-22	22 vs. 21 Diff.
Closed	33	63	-48%
Cleared	11	16	-31%
Open	5	11	-55%
Suspended	5	8	-38%
Total	54	98	-45%

Case Management		Arrests/Warrants/Prosecution/ Hearings	
Supplemental Reports	51	Warrant Checks	196
Det. Supervisor Review of Reports	64	Arrest Warrant Request	4
Det. Supervisor Evidence Log Processing	19	Contact with the State Attorney's Office	4
Initial Reports Written	6	Arrests	3
		Court Hearings	1
Exploratory (Collection / Documentation)		Follow up / Assists	
Evidence Submissions	8	Case Follow-Ups	46
Interviews	13	Bulletins Created/ Distributed	14
Videos Processed from WatchGuard	18	Other Agency Assists	2
Death Investigations	2	Detective Called in (Off- Duty)	1
FDLE Trips for Evidence	1		
Subpeona Requests	2		



Chief Frazzano and PD Admin staff wore pink to support Breast Cancer Awareness Month.

October Marine Report

Officers assigned to the Marco Island Police Marine Unit conducted directed patrols of Marco Island waterways, city marinas, and boat ramps, conducting boater safety education, vessel sanitation checks and enforcement activities.

On October 5th Officer Marvin responded to a call reference smoke coming from a boat offshore. When he arrived, he found that it was black smoke coming from the exhaust of a crab boat. There was no emergency, and everyone was fine on the boat.

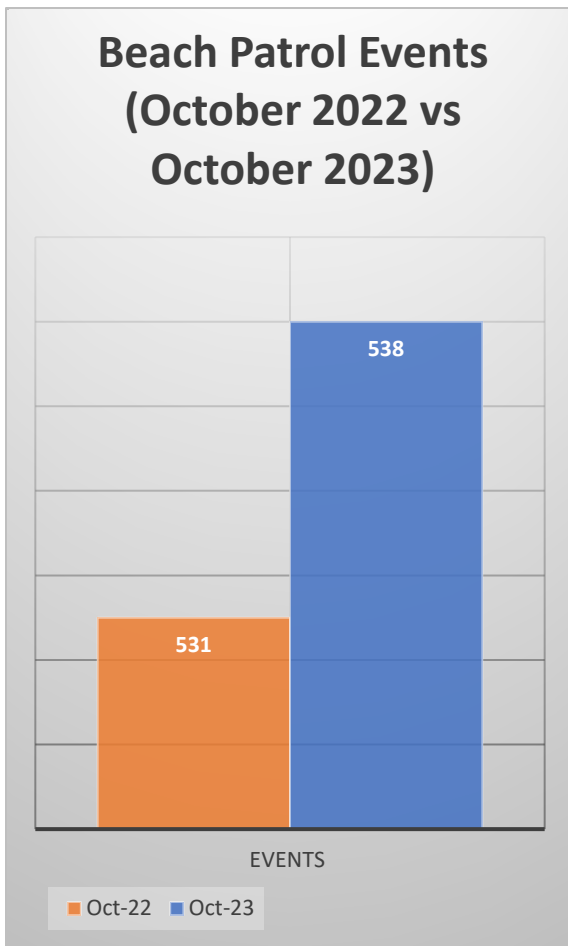
On October 18th officers responded to a call for a sailboat that had capsized in the 500 block of S Collier Blvd. When officers were arriving, officer Marvin observed Marco Watersports assisting in righting the sailboat. No injuries were reported, and the sailboat was able to safely return to shore.

October 2023 Marine Incidents	Oct-23	Oct-22
Total events	471	450
Canal, Bay River and Gulf patrol	288	210
Patrols/ Business Checks*	0	90
Vessel Stops	38	23
Citations/ Warnings	39	25
Sanitation inspections Factory Bay	6	0
Sanitation Inspections Smoke House Bay	5	0
Suspicious Vessels	0	13
MERT (Marine Emergency Response Team)	2	1
Assist Boater/Citizen Contacts	0	0
Resource Checks	0	1
Boater Safety Checks*	28	1
Patrols/ Inspections of Marinas	65	86

Beach Report

October 2023 saw a significant rise in Shorebird Flushing along with Sick/Injured birds. The Marco Island Police Department, along with the Beach and Coastal Resources Advisory Committee and Marco Island Growth Management hosted a beach clean-up day on October 16th on South Beach. The day was a huge success thanks to the many community volunteers who assisted.

Beach Patrol Events (October 2022 vs October 2023)

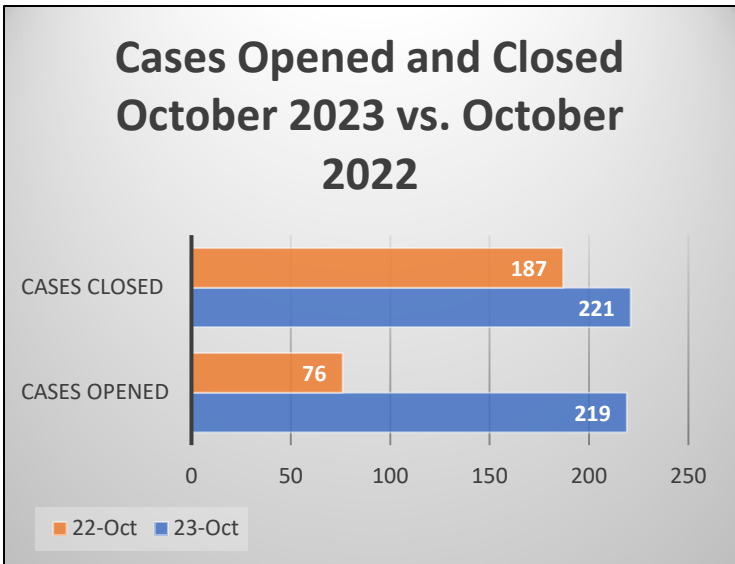
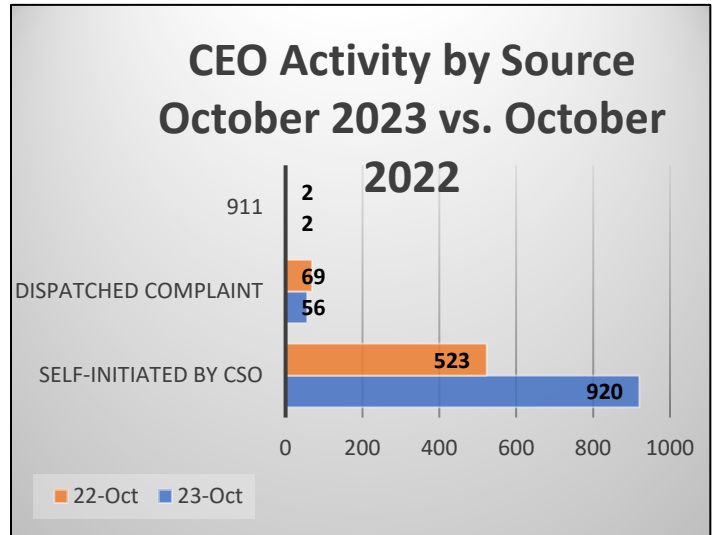


EVENTS:	
Patrol Activity	145
Pick-up Litter and Debris	83
Information/Directions	76
Youth Badge/Photo Op/Giveaways	46
Inspect/Check Beach Signs	40
Community Oriented Policing	27
Glass on Beach	24
Shorebird Flushing	17
Fill Holes in Sand	15
Injured/Sick Bird	15
Dog on Beach	11
911 Call Response	9
Special Detail	8
Bikes on Beach	6
Medical Calls	6
Suspicious	2
Drones/Kites	2
Missing Child/Adult	2
Code Enforcement	1
Traffic Stop	1
Fishing License Check	1
Assist	1

Code Enforcement:

In October the Code enforcement unit continued to respond to the issues that are of importance to the residents of Marco Island. There was an increase of 188% of Notice of Violations issued this month as opposed to the same time last year. The most significant code violations for the month of October were sidewalk encroachments (42-36(e)), overgrown grass and weeds (18-36(10)), and placement of waste at curb (18-36(8)). This month there is also a 76% increase in self-initiated cases.

Code Enforcement Cases



Type of Violation	Number of Violations
Sidewalk Encroachments	40
Overgrown Weeds	33
Placement of Waste at Curb	23
Parking Citation	21
Boat and Boat Trailer Parking	18
Litter and Debris	15
Right of Way Obstruction	15
Erosion Control	15
Irrigation	13
Public Nuisance	10
Work Without a Permit	7
Illicit Discharge	6
Pruning, Maintenance, Removal	5
RV Permit	5
Protection and Permitting Procedures	3
Staging Without a Permit	3
Parking on Unapproved Surface	2
Boat Dock Dimensional Standards	2
Damaged Sidewalk	2
Illegal Dumping	2
Landscape Certification	1
Glass on Beach	1
Stop Work Order Violation	1

*** This figure reflects the total number of violations and not the number of cases. This is to account for cases with multiple violations.

October Special Magistrate Hearing

The September hearing was cancelled at the request of the Special Magistrate.

For more information regarding the Special Magistrate Hearings please visit:

<https://marcoisland.legistar.com/Calendar.aspx>

Code Enforcement Protected Species

Burrowing Owls- This month we had 7 code calls involving burrowing owl violations. All incidents involved protection zone violations. 3 of the cases were handled with verbal warnings and immediate compliance. 3 cases lead to the issuance of NOV's. One case involved a burrowing owl burrow that was intentionally filled in by the lot owner. This was turned over to FWC for further investigation.

Other Birds- We had 1 deceased Royal Turn that was found on the North End of the Critical Wildlife Area. Three injured gulls were found on the beach and turned over to Audubon of Western for transport to the Conservancy.

Gopher Torties- We had a call that a lot located at 1752 Granada was being cleared that is occupied by Gopher Tortoises. Investigation revealed that there was no permit to clear this lot. The lot that was supposed to be cleared was at 1748 Granada. The builder incorrectly directed Affordable Landscaping to clear 1752, when they should have been clearing 1748. A stop work order was issued at 1752 Granada and a NOV for working on a lot with no building permit.

Manatees- Thankfully, no cases were reported regarding injured Manatees. Two citations were issued by the Police Department Marine Unit for speed violations in Manatee zones.

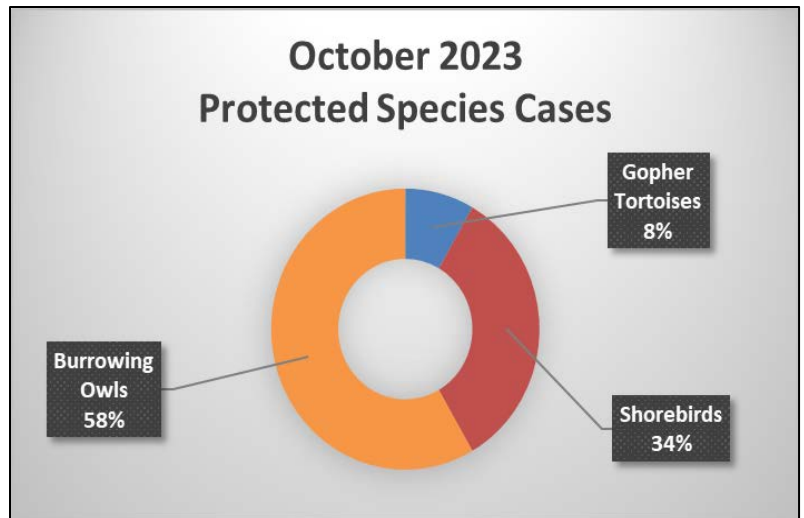
Code Enforcement: Water Quality

In October 2023, the Code Enforcement Department issued 21 Notices of Violations for MS4 Violations.

15 notices were issued for missing or damaged silt fences. Of the 15 Notice of Violations issued, 12 were compliant within the given deadline and 3 are scheduled for the next available Magistrate Hearing for lack of compliance.

5 notices were issued for Illicit Discharge violations. Of the 5 Notice of Violations issued, 2 were compliant within the given deadline and 3 are scheduled for the next available Magistrate Hearing for lack of compliance.

1 notice was issued for an Illegal Dumping violation and was compliant within the given deadline.



Chief Tracy Frazzano gave new Code Enforcement Officer James Muldoon his badge during his swearing in ceremony.

Community Engagement Report

Connect with us @MarcolIsland PD

#Bettogether Highlight



MIPD was hosted by the Collier Blvd for a Coffee with a Cop which provided an opportunity for community members to engage with officers.



Number of followers for MIPD
Facebook, Instagram, Twitter

October Top Performing Posts



Captain Richard "Richie" Stoltenborg retired from the MIPD after 41 years in law enforcement.

Facebook Follower Trends October 2023



MIPD Detective Bureau released an attempt to identify a suspect in a residential burglary.

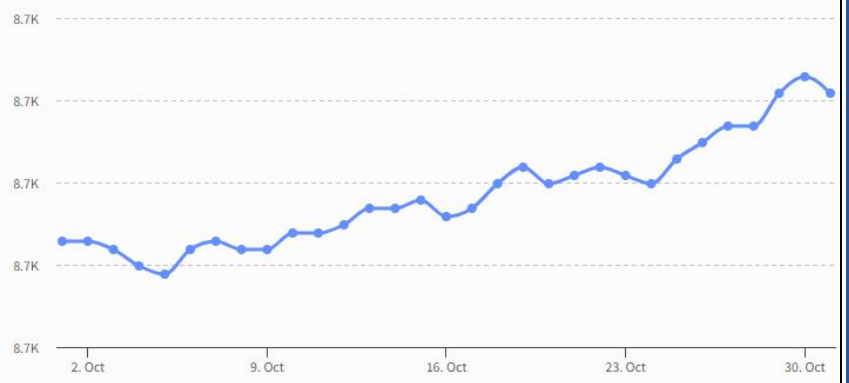


Instagram Follower Trend October 2023



Officer Guyer read TBE students "The Adventures of Officer George".

Twitter Follower Trend October 2023



Appendix: October 2023 vs. October 2022

	JAN	FEB	MAR	APR	MAY	JUN	JUL	AUG	SEP	OCT	NOV	DEC	
Community Oriented Policing Activities	2,249	1,855	1,989	2,018	2,066	2,032	2,181	1,950	1,862	2,104	2,201	2,155	2022
	2,024	1,621	1,889	1,932	2,053	2,145	2,218	1,833	1,805	2,121	--	--	2023
Extra Patrols	9,392	7,250	7,353	8,115	7,972	7,675	7,379	7,722	7,441	7,991	8,854	7,896	2022
	7,500	6,591	7,044	7,217	6,849	7,503	7,651	7,166	7,276	7,096	--	--	2023
Parking Complaints	30	89	80	57	32	19	33	41	34	3	12	28	2022
	25	78	94	56	47	26	103	51	31	48	--	--	2023
Noise Complaints	37	43	61	50	48	44	92	56	33	28	22	38	2022
	35	26	51	39	59	33	69	36	32	15	--	--	2023
Traffic Stops	844	690	711	799	625	709	864	786	638	446	611	609	2022
	657	592	550	604	515	523	688	521	472	525	--	--	2023
Noise Complaints Verified	2	1	1	2	4	4 *	1 *	7 *	1	3	2	1	2022
	1	0	2	2	6	1	3	5	7	-	--	--	2023
Traffic Citations	135	106	143	119	91	96	114	139	112	27	83	80	2022
	111	89	64	65	53	69	105	100	118	110	--	--	2023
Traffic, Parking & Vessel Written Warnings	201	212	203	197	187	194	215	210	171	55	122	134	2022
	146	152	152	139	67	175	357	182	158	172	--	--	2023
Vehicle Crash	49	38	46	42	21	11	39	15	51	24	20	23	2022
	48	44	44	32	25	9	29	23	9	17	--	--	2023
Criminal Cases - Open	11	16	7	10	7	4	5	5	6	11	5	8	2022
	11	15	12	8	12	10	10	10	5	5	--	--	2023
Criminal Cases - Closed	46	61	72	63	64	52	65	61	61	63	42	58	2022
	60	52	62	52	41	25	50	52	47	33	--	--	2023
Criminal Cases - Cleared	2	6	12	4	12	13	10	15	15	16	17	14	2022
	15	12	15	7	1	8	13	14	10	11	--	--	2023
Criminal Case - Follow-Ups	45	37	52	47	46	31	32	33	31	38	6	31	2022
	55	62	86	47	56	41	50	16	30	46	--	--	2023
Crime or Incident Reports Taken	84	90	100	89	89	79	91	88	88	100	73	89	2022
	99	79	97	72	79	56	76	80	67	54	--	--	2023
Persons Arrested	13	6	10	4	11	11	12	15	14	13	15	15	2022
	17	10	13	5	9	7	13	12	10	14	--	--	2023
Beach Patrol Events	557	563	717	671	982	569	872	753	644	531	553	622	2022
	534	626	718	566	661	599	697	191	527	534	--	--	2023
Marine Patrol Events	337	459	712	459	636	435	635	895	487	450	734	354	2022
	647	499	1,024	955	822	872	1,055	430	267	471	--	--	2023
Calls for Service	13,124	11,744	12,337	13,119	12,548	12,071	12,518	12,522	12,057	12,424	13,323	12,710	2022
	12,646	11,065	12,204	10,881	10,433	11,276	11,624	11,472	10,552	10,734	--	--	2023

Calls for Service data reflects activity captured in an agency's Computer-Aided Dispatch (CAD) System for any call (not per incident) that causes a police officer or code enforcement officer to take an action or expend agency resources, whether agency-initiated or citizen initiated.

* Note, may be under-reported due to CAD coding issue.

Vehicle Count Daily Averages													
Jolley Bridge North bound	NA	NA	NA	NA	8,233	5,283	4,571	4,760	5,917	--	--	--	2023
Jolley Bridge South bound	NA	NA	NA	NA	9,263	3,423	5,898	6,858	8,469	--	--	--	2023

Note: Data was unable to be retrieved Jan- May due to damages sustained by Hurricane Ian.



Chief Frazzano and MIPD Officers helped hand out candy at the St. Marks Episcopal Church and Wesley United Methodist Church's Halloween Trunk or Treat Events.