



# City of Marco Island

Meeting Date: November 6, 2023  
To: City Council  
From: Chief Tracy L. Frazzano  
Through: Michael A. McNees, City Manager  
Re: September 2023 Monthly City Council Report

In September, the MIPD hosted the Marco Island Chamber of Commerce's Leadership Marco Law Enforcement Day. Students of the 2023 Leadership Marco class participated in a full day interactive experience learning about multiple facets of law enforcement and criminal justice. Lieutenant Gallup and Officer Prigge instructed participants on topics including Traffic Stops, DUI Enforcement, Crime Scene Processing, Code Enforcement, and other related topics. This opportunity allowed members of the community to receive a close-up interactive experience connecting with members of our department. It is a mission of the Marco Island Police Department to strengthen community ties by providing agency transparency and opportunities for open dialogue. Leadership Marco Law Enforcement Day is always a well-received event, which provides members of the public and law enforcement personnel the opportunity to spend quality time together resulting in a learning experience for all participants.



***Lt Matt Gallup and Officer Will Prigge instructing Leadership Marco Class of 2023 students in the classroom and in the field.***

## September Police Activity

### Crime report:

In September 2023, 67 incidents were reported to the Marco Island Police Department. Total crimes against persons showed a 67% decrease in 2023. An increase in instances of property crimes occurred in September 2023. Miscellaneous crimes showed a decrease due to fewer criminal traffic citations issued. In September 2023, crimes against society had an increase due to driving under the influence and narcotics incidents. The Marco Island Police Department had 10 arrests in September of 2023 for incidents including criminal traffic, assault, narcotics, DUI, and obstruction of a law enforcement officer.

2023 vs. 2022 Crimes by Category, Non-Criminal Offenses				
Sep-2023		Sep-2022		'23 v. '22
Crimes against Persons	# of incidents	Crimes against Persons	# of incidents	Diff.
Assault	3	Assault	5	
Intimation/Stalking	1	Intimation/Stalking	1	
Total	4	Total	12	-67%
<b>Property Crimes</b>		<b>Property Crimes</b>		
Robbery	1	Robbery	0	
Burglary	3	Burglary	1	
Motor Vehicle Theft	1	Motor Vehicle Theft	0	
Theft	5	Theft	4	
Criminal Mischief/ Vandalism	4	Criminal Mischief/ Vandalism	1	
Fraud	3	Fraud	2	
Total	17	Total	8	113%
<b>Misc. Crimes</b>		<b>Misc. Crimes</b>		
Criminal Traffic	3	Criminal Traffic	3	
Total	3	Total	10	-70%
<b>Crimes against Society</b>		<b>Crimes against Society</b>		
DUI	3	DUI	2	
Narcotics	2	Narcotics	0	
Total	5	Total	2	150%
<b>Other Incidents</b>		<b>Other Incidents</b>		
Marchman Act	2	Marchman Act	0	
Baker Act	3	Baker Act	2	
Operation Medicine Cabinet	2	Operation Medicine Cabinet	1	
Non-Criminal incidents	34	Non-Criminal incidents	59	
Total	41	Total	62	-34%



*Sergeant Mark Haueter attended the annual LEAD (Law Enforcement Against Drugs) training at their new Naples location.*

Note: Multiple criminal offenses may have occurred within some incidents.

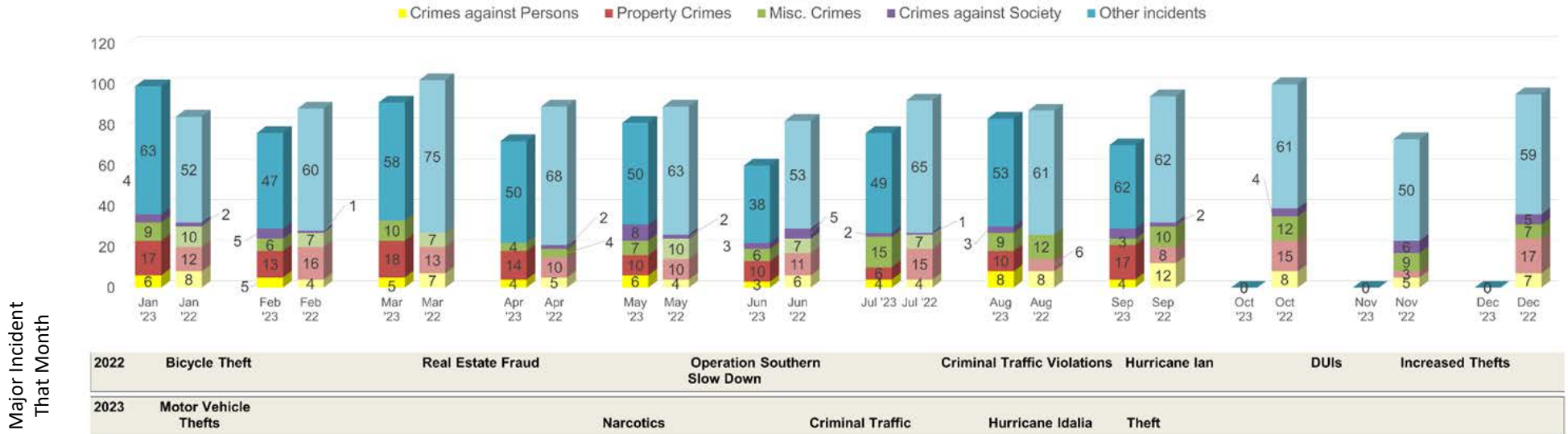
This reporting aligns with new crime data collection requirements from the Florida Department of Law Enforcement and the FBI. This announcement for crime reporting was covered in the February 2022 monthly report.

Non-criminal incidents are reports that do not have a criminal offense or are information reports. Examples include fraud cases (outside of Marco Island jurisdiction), other agency assists, lost and found items and medical assists.

## September Incident Crime Trends

In September 2023, there were 34 non-criminal incidents reported. 50% of non-criminal incident reports comprised suspicious activities including online scam reports, trespassing and non-criminal, juvenile related incidents. 9% of reports were referencing assistance to other agencies including Collier EMS, Marco Island Fire Department, and other law enforcement agencies. 15% of non-criminal incident reports are for lost and found property. The Marco Island Police Department investigates all reports of suspicious activity to determine if a crime has occurred.

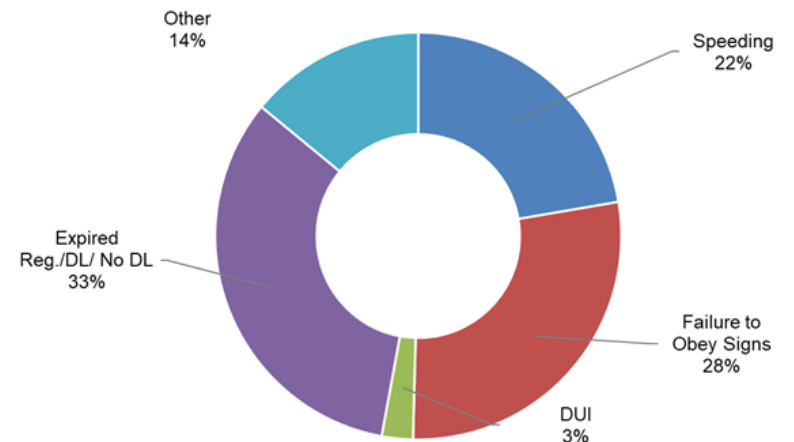
### 2023 v. 2022 Incident Trends by Crime Category, Non-Crime



## September Traffic Patrol

In September 2023, there were 253 traffic citations and warnings issued by the Marco Island Police Department. Of the citations issued, 28% were for failure to obey traffic signs or traffic lights. 33% of citations were for operating a motor vehicle with an expired registration or driver's license. Other citations issued were for violations including safety belt infractions, improper passing, and illegal U-turns. In September 2023, the Marco Island Police Department arrested 7 individuals for traffic violations. 3 arrests were for DUIs, and 4 were arrested for driving with an invalid or suspended driver's license. 8 licenses and 1 vehicle tag were seized during traffic stops due to suspensions or revocations.

### September 2023 Citations Offenses vs Total Traffic Citations Written



## August Reserve / Auxiliary Program Activity Hours

Reserve and Auxiliary Police Officers are unpaid volunteers who are certified by the State of Florida to perform in the law enforcement role. These officers must meet the Department's and State of Florida's annual retraining / certification requirements. Reserve and Auxiliary personnel are required to volunteer a minimum of 16 hours per month. They perform a variety of functions for our department and community which are outlined in the chart below. Once a month Reserve and Auxiliary Officers have a staff meeting to review policy changes, attend training and address planning and logistical requirements.

Activity Type	September	August	Current Year 2023
Administrative	15	15	169
Background Investigations	0	0	0
Beach Patrol	0	0	70
Community Events	15	14	166
Investigations / Follow-up	0	0	0
Marine Patrol	0	0	20
Monthly Meeting	6	6	68
Park Patrol	0	0	5
Special Duty (Paid)	62	46	984
Special Duty (Unpaid)	0	0	0
Solo Patrol	6	10	36
2nd OFC Patrol	0	0	42
Program Coordination	20	20	180
Training	39	20	324
Weather Event	0	9	9
Other	0	0	0
<b>Total</b>	<b>163</b>	<b>140</b>	<b>2,073</b>

## Special Duty Hours – Performance of Law Enforcement Duties Compensated by Outside Vendors

Special Details in September totaled 145  37 hours from August.

- United Church Security 17 Hours
- Island Country Club Security 84 Hours
- Presbyterian Church Security 12 Hours
- MIA Football Security 8 Hours
- Marco Island Yacht Club Security 16 Hours
- Hilton Club Regency Security 8 Hours

## Training

- All Sworn members completed Active Assailant Response Training as required by FDLE.
- Officer Howell and Officer Nelson completed Taser instruction recertification.
- Officer Carey completed Firearms instructor training.
- Sergeant Haueter completed annual training for LEAD (Law Enforcement Against Drugs)
- Sergeant Kreis attended the annual CJIS (Criminal Justice Information Systems) Symposium

## Employees News

- The Marco Island Police Department welcomed Lauree Greene as the new Code Enforcement Administrative Assistant and Gary Miller as a new Code Enforcement Officer
- MIPD Officer Will Prigge and Lieutenant Gallup hosted the Marco Island Chamber of Commerce's Leadership Marco Law Enforcement Day.

## September Detective Bureau Monthly Investigative Report

### Cases Closed by Detective Bureau:

**Suspicious Incident** – Detectives received a cybertip of a potential Missing or Exploited Child. It was determined through records checks that this tip involves information already fully investigated and resolved. Case Closed

**Aggravated Battery** – An unknown subject had a dispute with the victim and struck them with a wooden object causing injury. The investigation did not reveal any suspect information. Case Inactive.

**Grand Theft Auto** – A vehicle was stolen from a shopping plaza. The vehicle is listed as stolen, and there are no further leads to pursue. Case inactive pending future vehicle recovery.

**Death Investigation** – A death investigation was ruled to be from natural causes by the District 20 Medical Examiner. Case closed.

**Sex Offender Check** – Detectives contacted a sex offender visiting the island and served him with the sex offender ordinance. Compliance with the requirements was confirmed and the subject left the city as required. Case closed.

**Uttering a Forged Check** – a report was investigated which led to the discovery that the crime occurred outside of the city limits. Case was referred to the proper law enforcement agencies.

**Aid to Other Agency** – Detectives collected information from a local business which was the victim of check fraud outside the area. Reports were forwarded to the appropriate law enforcement agencies with jurisdiction.

**Burglary Conveyance** – After a review of video surveillance and all evidence available, there was not enough to positively identify a suspect. Case Inactive.

**Risk Protection Orders** – Detectives evaluated two expiring RPOs for legal grounds to justify extension. One expired and the other was extended after a court hearing determined that criteria to qualify for an extension was met.

**Grand Theft** – After extensive investigation, a report of a possible grand theft of supplies turned out to be a civil issue. Case Closed.

**Burglary Dwelling** – A suspect who committed a burglary was identified through further investigation. He was in custody at Collier County Jail on unrelated charges. Case cleared by arrest.

	Sep-23	Sep-21	23 vs. 22 Diff.
Closed	47	61	-23%
Cleared	10	15	-33%
Open	5	6	-17%
Suspended	5	6	-17%
Total	67	88	-24%

Case Management		Arrests/Warrants/Prosecution/ Hearings	
Supplemental Reports	60	Warrant Checks	193
Det. Supervisor Review of Reports	64	Arrest Warrant Request	1
Det. Supervisor Evidence Log Processing	21	Contact with the State Attorney's Office	5
Initial Reports Written	6	Arrests	3
		Court Hearings	2
Exploratory (Collection / Documentation)		Follow up / Assists	
Evidence Submissions	8	Case Follow-Ups	32
Interviews	24	Bulletins Created/ Distributed	22
Videos Processed from WatchGuard	25	Other Agency Assists	2
Child Protection Team Interviews	1	DCF Referrals	2
Sex Crime Investigations	1	Detective Called in (Off- Duty)	1
Subpeona Requests	1	Sex Offender Checks	1
Search Warrants	1	State Attorney/ Clerk of Court Trips	6

## September Marine Report

Officers assigned to the Marco Island Police Marine Unit conducted directed patrols of Marco Island waterways, city marinas, and boat ramps, conducting boater safety education, vessel sanitation checks and enforcement activities.

Marine officers observed a steady decrease in boater traffic on Marco Island waterways and transient vessels at anchorage in Smoke House and Factory Bays during the month of September.

Marine unit officers responded to one marine emergency (MERT) calls during the month of September:

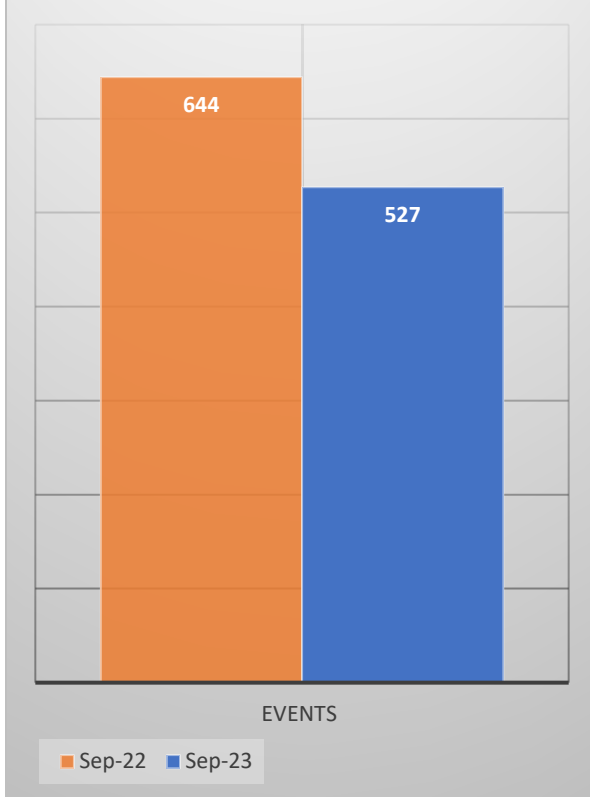
On September 9, 2023, Officers responded to tiger-tail beach on a call for a lost kayaker. On arrival officers conducted a search and located the kayaker who had made it to the beach without incident.

September 2023 Marine Incidents	Sep-23	Sep-22
Total events	267	591
Canal, Bay River and Gulf patrol	130	234
Patrols/ Business Checks*	0	49
Vessel Stops	38	47
Citations/ Warnings	23	50
Sanitation inspections Factory Bay	6	1
Sanitation Inspections Smoke House Bay	5	0
Suspicious Vessels	0	0
MERT (Marine Emergency Response Team)	1	1
Assist Boater/Citizen Contacts	0	0
Resource Checks	0	8
Boater Safety Checks*	13	18
Patrols/ Inspections of Marinas	51	79
Hurricane Related Activity (Ian)	0	104

## Beach Report

Patrol activities in September 2023 showed an 18% decrease as compared to September 2022, however, activities increased 7% compared to August 2023. Code Enforcement Officer Curry spent time in September 2023 assisting with the Tigertail Lagoon/Sand Dollar Island Restoration Project, to ensure the safety and well-being of protected species and waterways. The project was completed, and locations are available to the public.

### Beach Patrol Events (September 2022 vs September 2023)

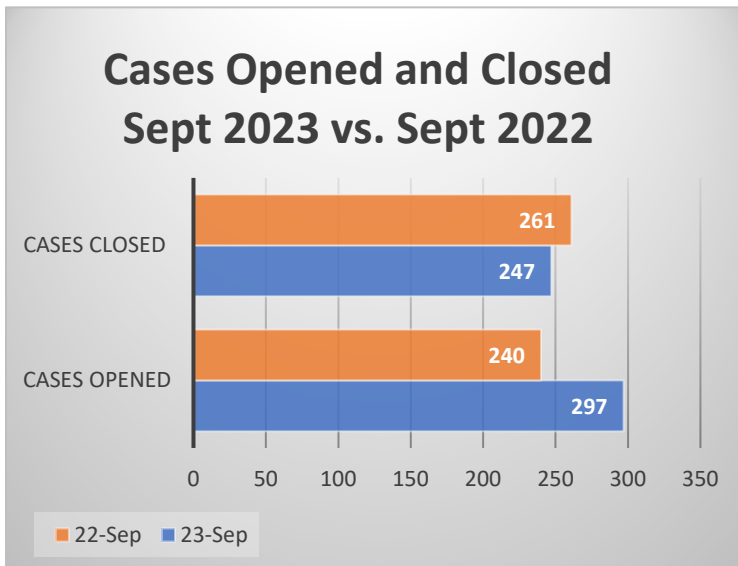
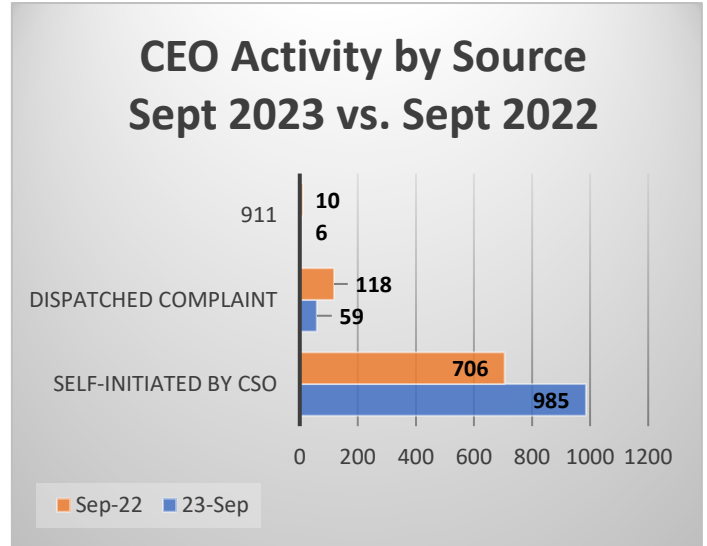


EVENTS:	
Patrol Activity	152
Pick-up Litter and Debris	93
Information/Directions	61
Inspect/Check Beach Signs	42
Community Oriented Policing	36
Glass on Beach	24
Fill Holes in Sand	23
Youth Badge/Photo Op/Giveaways	22
911 Call Response	13
Dog on Beach	11
Sea Turtle Nests (Checks)	11
Shorebird Flushing	7
Code Enforcement	6
Courtesy Transport	5
Injured/Sick Bird	4
Bikes on Beach	4
Misc Warnings	3
Traffic Stop	3
Special Detail	2
Drones/Kites	2
Fishing License Check	2
Medical Calls	1

**Code Enforcement:**

In September the Code Enforcement Unit continued to respond to the issues that are of importance to the residents of Marco Island. The self-initiated case increase shows that dedication to ensure the overall beauty and conservation of Marco Island. There was an increase of 24% of Notice of Violations issued this month as opposed to the same time last year. The most significant code violations for the month of September were overgrown grass and weeds (18-36(10)), litter and debris (18-36(9)) and encroachment. This month there is also a 39% increase in self-initiated cases.

**Code Enforcement Cases**



Type of Violation	Number of Violations
Overgrown Weeds	63
Erosion Control	37
Placement of Waste on Curb	35
Sidewalk Encroachment	34
Irrigation	17
Public Nuisance	17
Litter and Debris	15
Parking Citation	15
Illicit Discharge	13
Right of Way Obstruction	13
Sea Turtle Protection	12
Boat and boat trailer parking	7
Work Without a Permit	7
Noise	7
Glass on Beach Citation	6
RV Parking	5
Staging without a Permit	4
Landscape Certification	3
Parking and Storage of Certain Vehicles	3
Abandoned Derelict Trailer	2
Damaged Sidewalk	2
Parking on Unapproved Surface	2
Protection and Permitting Procedures	2
Pruning, Maintenance and removal of landscaping	2
Noise Citations	2
Outdoor Storage	1
Permitted Land Use	1
Handicap Parking	1

\*\*\* This figure reflects the total number of violations and not the number of cases. This is to account for cases with multiple violations.

**September Special Magistrate Hearing**

The September hearing was cancelled by request of the Special Magistrate.

For more information regarding the Special Magistrate Hearings please visit:

<https://marcoisland.legistar.com/Calendar.aspx>

## Code Enforcement Protected Species

**Burrowing Owls**- This month we had 9 code calls involving burrowing owl violations. All incidents involved protection zone violations. 3 of the cases were unfounded. 6 cases resulted in the issuance of Notices of Violations, (NOV's). Of these 6 cases, 5 involved compromised silt fence perimeters on construction sites. 1 case involved working too close to an owl burrow.

**Other Birds**- We had 1 case involving a beach goer flushing (chasing) nesting shore birds. The subject was educated and given a verbal warning.

**Gopher Torties**- We had 3 cases this month, all involving protection zone violations. Of these 3 cases, 2 NOV's were issued, and 1 citation was issued.

**Manatees**- Thankfully, no cases were reported regarding injured Manatees.

**Sea Turtles** – Although our Sea Turtle season runs through October 31<sup>st</sup>, there are no longer any nests on the main beach. There are two nests at the beginning of the Critical Wildlife Area (CWA) that are still being monitored.

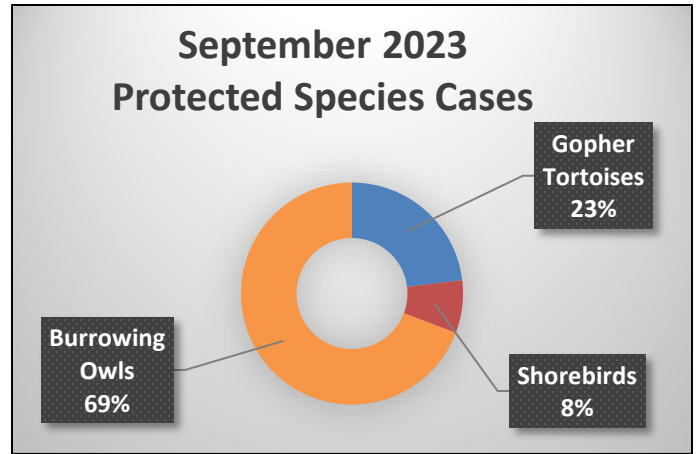
## Code Enforcement: Water Quality

During the month of September 2023, Code Enforcement issued a total of 31 Notices of Violation for MS4 (Municipal Separate Storm Sewer System) violations.

A total of 26 Notice of Violations were issued for missing or damaged Silt Fences. Of the 26, 16 were compliant and closed. 10 cases remain Open/Non-Compliant and will be scheduled for a future Magistrate hearing.

Five notices were issued for Storm Water Pollution/Illicit Discharge violations. All five cases remain Open/Non-Compliant and will be scheduled for a future Magistrate Hearing.

MS4 violations are monitored closely as they contribute to poor water quality by allowing pollutants to enter the city waterways.



MIPD welcomed Lauree Greene to the Administrative Team



MIPD welcomed Gary Miller to the Code Enforcement Team



**#Bettogether Highlight**



Lt. Gallup and Off. Prigge hosted the Chamber of Commerce's Leadership Marco Law Enforcement Day.



**Number of followers for MIPD Facebook, Instagram, Twitter**

**September Top Performing Posts**



**Chief Frazzano and Captain Wallace ran into Dog the Bounty Hunter while getting lunch on the island.**

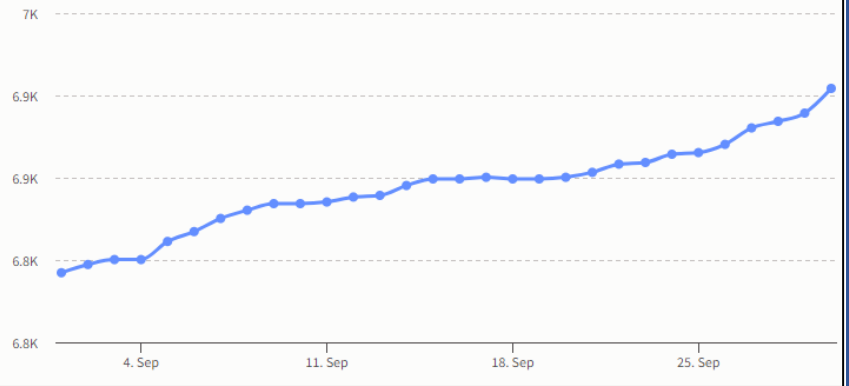


**MIPD and MIFR hosted this year's 9/11 memorial.**

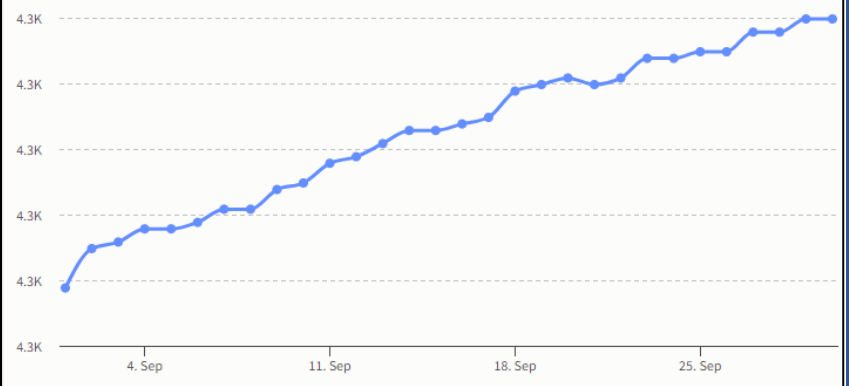


**MIPD celebrated National Policewomen Day by honoring our female sworn officers.**

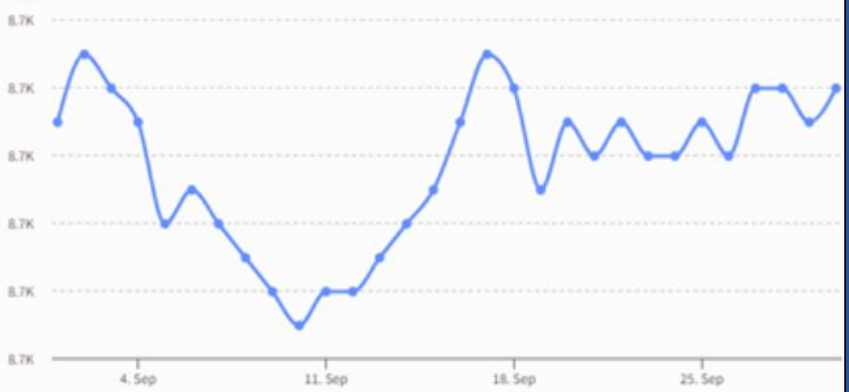
**Follower Trends September 2023**



**Follower Trend September 2023**



**Follower Trend September 2023**



## Appendix: September 2023 vs. September 2022

	JAN	FEB	MAR	APR	MAY	JUN	JUL	AUG	SEP	OCT	NOV	DEC	
<b>Community Oriented Policing Activities</b>	2,249	1,855	1,989	2,018	2,066	2,032	2,181	1,950	1,862	2,104	2,201	2,155	2022
	2,024	1,621	1,889	1,932	2,053	2,145	2,218	1,833	1,805	--	--	--	2023
<b>Extra Patrols</b>	9,392	7,250	7,353	8,115	7,972	7,675	7,379	7,722	7,441	7,991	8,854	7,896	2022
	7,500	6,591	7,044	7,217	6,849	7,503	7,651	7,166	7,276	--	--	--	2023
<b>Parking Complaints</b>	30	89	80	57	32	19	33	41	34	3	12	28	2022
	25	78	94	56	47	26	103	51	31	--	--	--	2023
<b>Noise Complaints</b>	37	43	61	50	48	44	92	56	33	28	22	38	2022
	35	26	51	39	59	33	69	36	32	--	--	--	2023
<b>Traffic Stops</b>	844	690	711	799	625	709	864	786	638	446	611	609	2022
	657	592	550	604	515	523	688	521	472	--	--	--	2023
<b>Noise Complaints Verified</b>	2	1	1	2	4	4	1	7	1	3	2	1	2022
	1	0	2	2	6	1	3	5	7	--	--	--	2023
<b>Traffic Citations</b>	135	106	143	119	91	96	114	139	112	27	83	80	2022
	111	89	64	65	53	69	105	100	118	--	--	--	2023
<b>Traffic, Parking &amp; Vessel Written Warnings</b>	201	212	203	197	187	194	215	210	171	55	122	134	2022
	146	152	152	139	67	175	357	182	158	--	--	--	2023
<b>Vehicle Crash</b>	49	38	46	42	21	11	39	15	51	24	20	23	2022
	48	44	44	32	25	9	29	23	9	--	--	--	2023
<b>Criminal Cases - Open</b>	11	16	7	10	7	4	5	5	6	11	5	8	2022
	11	15	12	8	12	10	10	10	5	--	--	--	2023
<b>Criminal Cases - Closed</b>	46	61	72	63	64	52	65	61	61	63	42	58	2022
	60	52	62	52	41	25	50	52	47	--	--	--	2023
<b>Criminal Cases - Cleared</b>	2	6	12	4	12	13	10	15	15	16	17	14	2022
	15	12	15	7	1	8	13	14	10	--	--	--	2023
<b>Criminal Case - Follow-Ups</b>	45	37	52	47	46	31	32	33	31	38	6	31	2022
	55	62	86	47	56	41	50	16	30	--	--	--	2023
<b>Crime or Incident Reports Taken</b>	84	90	100	89	89	79	91	88	88	100	73	89	2022
	99	79	97	72	79	56	76	80	67	--	--	--	2023
<b>Persons Arrested</b>	13	6	10	4	11	11	12	15	14	13	15	15	2022
	17	10	13	5	9	7	13	12	10	--	--	--	2023
<b>Beach Patrol Events</b>	557	563	717	671	982	569	872	753	644	531	553	622	2022
	534	626	718	566	661	599	697	191	527	--	--	--	2023
<b>Marine Patrol Events</b>	337	459	712	459	636	435	635	895	487	450	734	354	2022
	647	499	1,024	955	822	872	1,055	430	267	--	--	--	2023
<b>Calls for Service</b>	13,124	11,744	12,337	13,119	12,548	12,071	12,518	12,522	12,057	12,424	13,323	12,710	2022
	12,646	11,065	12,204	10,881	10,433	11,276	11,624	11,472	10,552	--	--	--	2023

Calls for Service data reflects activity captured in an agency's Computer-Aided Dispatch (CAD) System for any call (not per incident) that causes a police officer or code enforcement officer to take an action or expend agency resources, whether agency-initiated or citizen initiated.

\* Note, may be under-reported due to CAD coding issue.

Vehicle Count Daily Averages													
<b>Jolley Bridge North bound</b>	NA	NA	NA	NA	8,233	5,283	4,571	4,760	--	--	--	--	2023
<b>Jolley Bridge South bound</b>	NA	NA	NA	NA	9,263	3,423	5,898	6,858	--	--	--	--	2023

Note: Data was unable to be retrieved Jan- May due to damages sustained by Hurricane Ian.



MIPD and MIFR hosting the City's annual 9/11 memorial service.